

Special Educational Needs or Disability Joint Strategic Needs Assessment

Colin Brodie & Jonny Pearson-Stuttard
Public Health in Westminster, Kensington and Chelsea,
and Hammersmith & Fulham

Why are we here?

- * Joint Strategic Needs Assessment (JSNA)
 - * www.jsna.info
 - * www.jsna.info/online
- * Legal requirement of local Health & Wellbeing Boards
- * Previous topics include:
 - * Young Adults
 - * Housing & Care
 - * Childhood Obesity

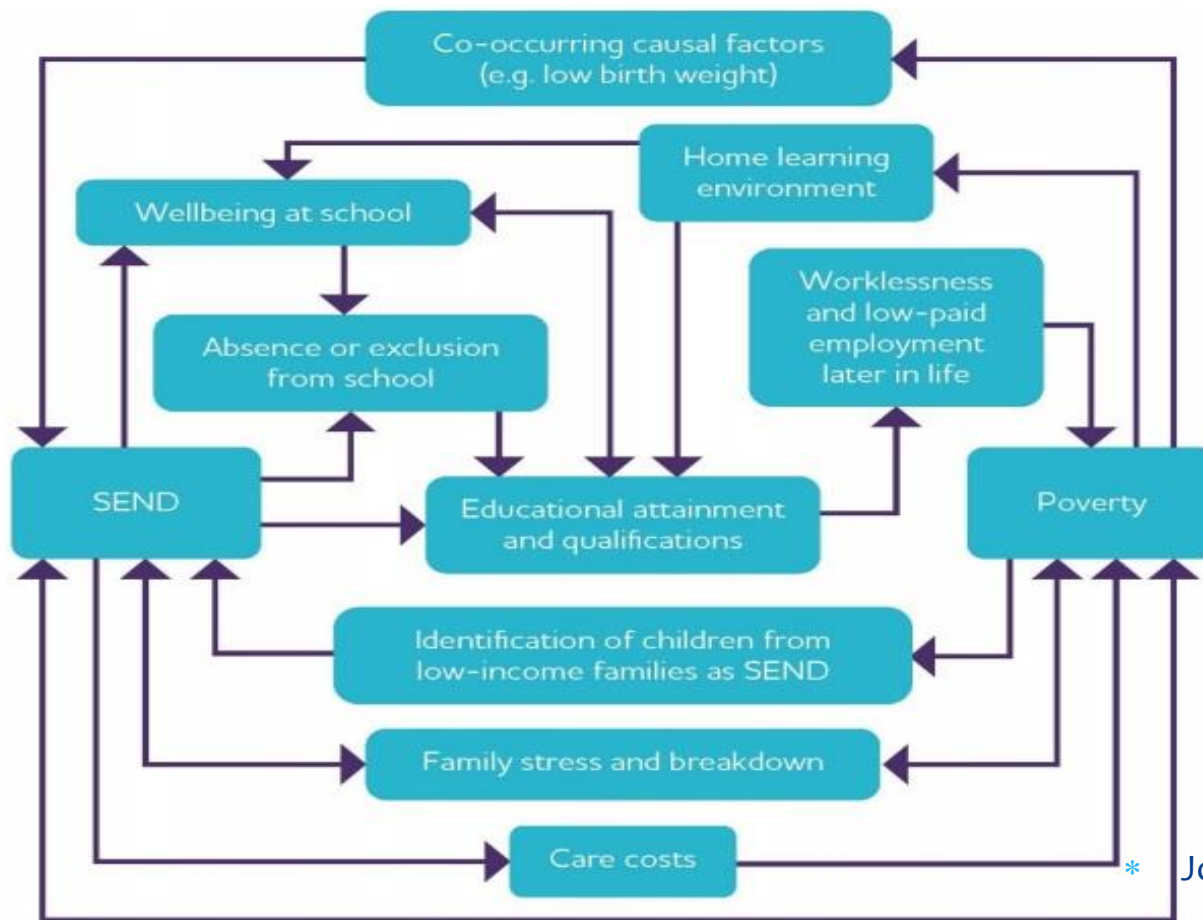
SEND JSNA

- * Children & Families Act 2014
- * Health bodies inform parent of children with SEND
- * SEND Code of practice:
 - * Cooperation of all local partners in education, health and social care
- * JSNA to inform commissioning and local offer

Scope of the SEND JSNA

- * Children and young people aged 0-25
- * Living in Hammersmith & Fulham, Westminster, or Kensington and Chelsea
- * With Special Educational Needs or 'SEN', particularly:
 - * Autistic Spectrum Disorders
 - * Learning Disabilities
 - * Learning Disabilities
 - * Speech, Language and Communication Needs

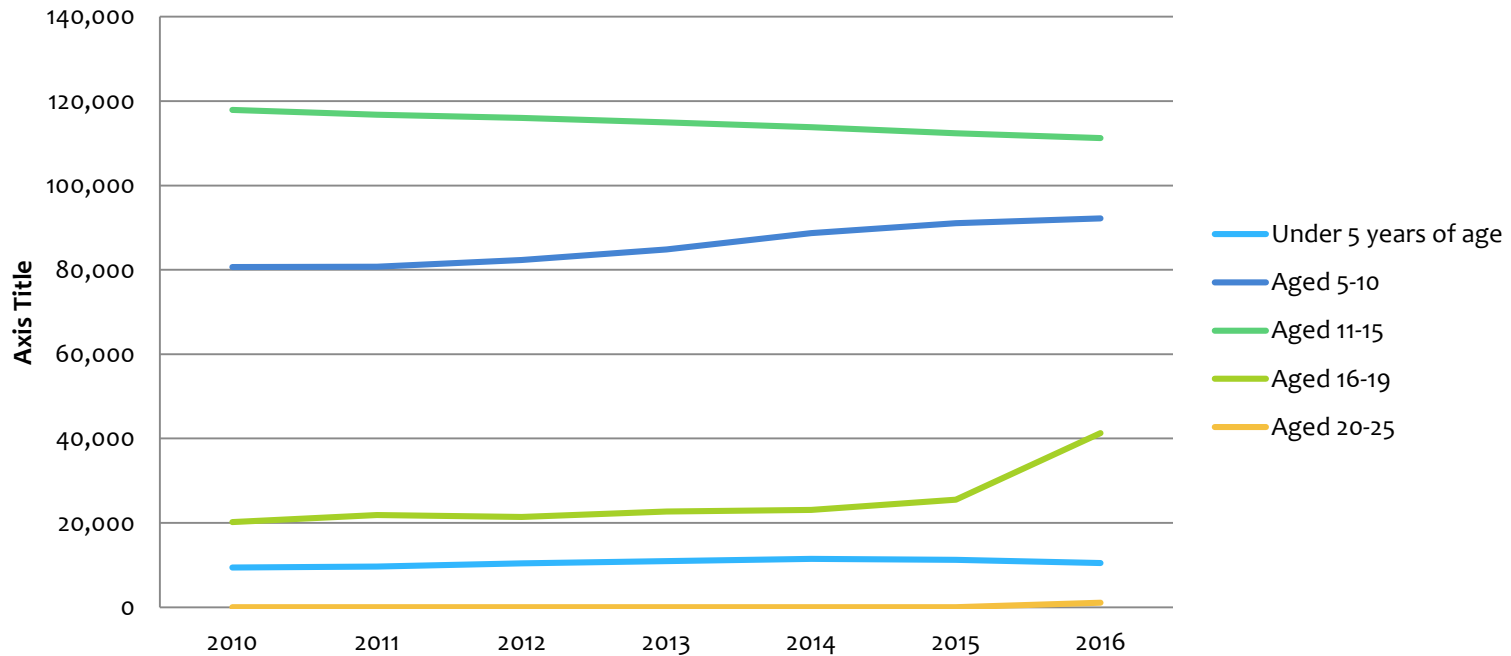
SEND: complex associations



* Joseph Rowntree Foundation Report

Number of children nationally with SEN Statement by age over time

Children and young people with statements or EHC plans in January each year



Local demographics

	Hammersmith & Fulham	Westminster	Kensington & Chelsea	London average	England average
Proportion of White British to BME pupils					
White British	27.1%	14.0%	21.9%	27.8%	70.0%
BME	72.9%	86.0%	78.1%	72.2%	30.0%
Estimated numbers receiving SEN support					
BME pupils	3443	4726	2273	6476	3730

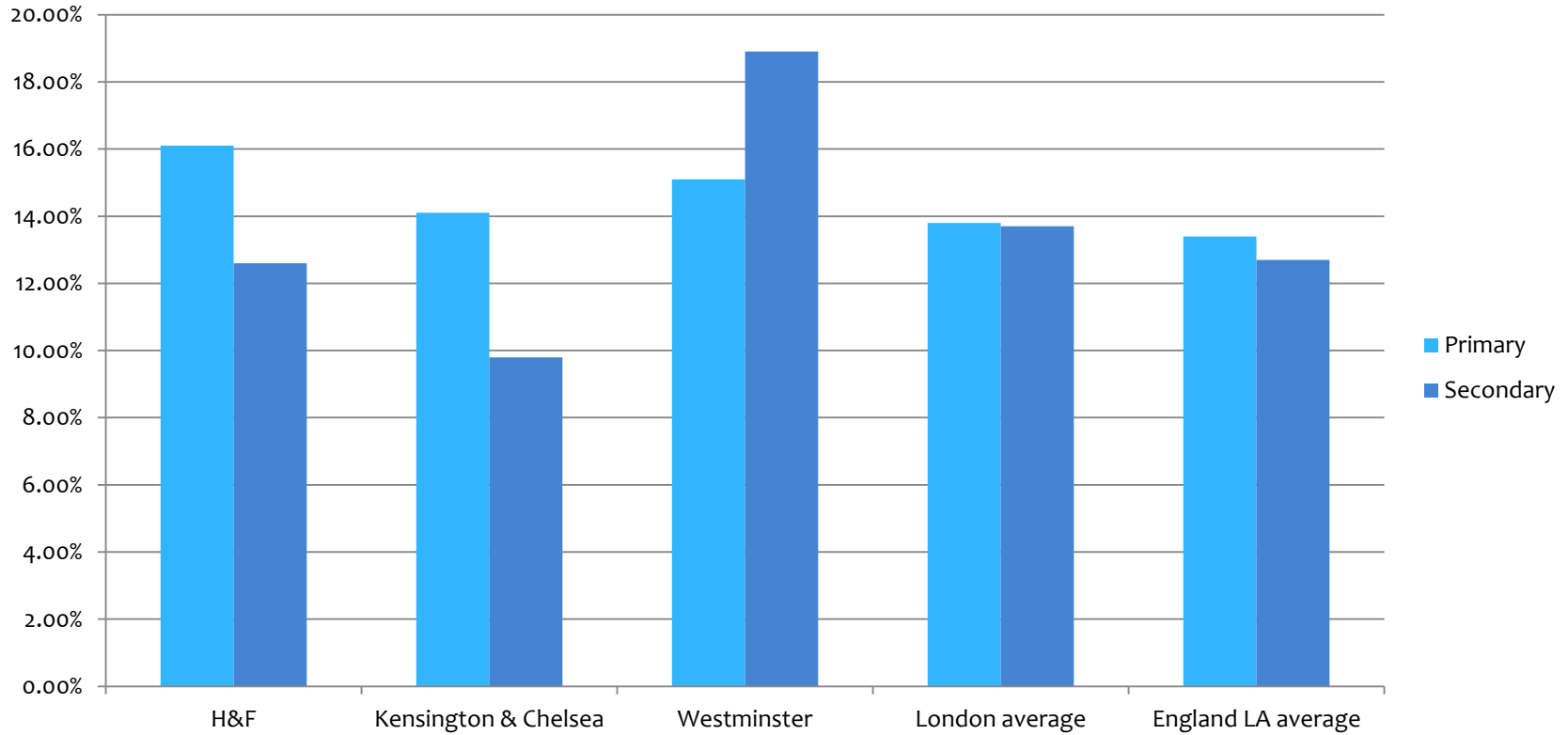
What we know locally

School age children receiving SEN support

	Hammersmith & Fulham		Kensington & Chelsea		Westminster		London average		England LA average	
	#	%	#	%	#	%	#	%	#	%
Primary	1713	16.1%	1033	14.1%	1689	15.1%	3111	13.8%	4073	13.4%
Secondary	1104	12.6%	469	9.8%	2107	18.9%	2050	13.7%	2674	12.7%
Special	457	100%	162	88.5%	198	100%	444	97.7%	711	99%
Total	3274	16.5%	1590	13.5%	3994	17.7%	5599	14.8%	7458	14.3%

By School stage?

Percentage of school-age children with SEN support or SEN service



What we know so far

- * More school-age children in Hammersmith & Fulham and Westminster receive SEN support than the London or England average
- * Speech, Language & Communication Needs are the most common type of SEN locally
- * Registered prevalence of learning disability is lower in the three boroughs than the London or England average

What we know so far

Local professionals have identified that there is...

- * Inequity in services such as speech & language therapy
- * A lack of pre-school provision for children with learning disabilities before they can be placed in a special school
- * A lack of pre-school support for children with autism in Hammersmith and Fulham and Westminster
- * A risk of children falling off a 'cliff edge' at transition stages

We need to know...

- * What are the biggest issues/problems affecting health and care for people with special educational needs?
- * What local services (in education, health, councils, or charities) are you aware of for children and young people with SEN?
 - * What are your experiences of using these services?
- * What good practice locally do you know of?
- * What is the role of the third sector for children and young people with SEN?

SEND JSNA

Questions?