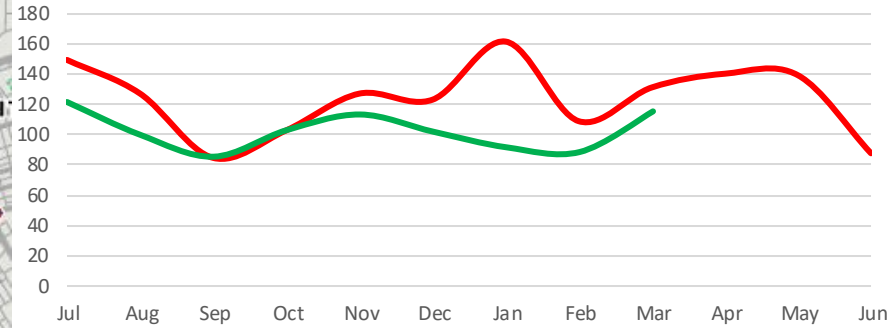
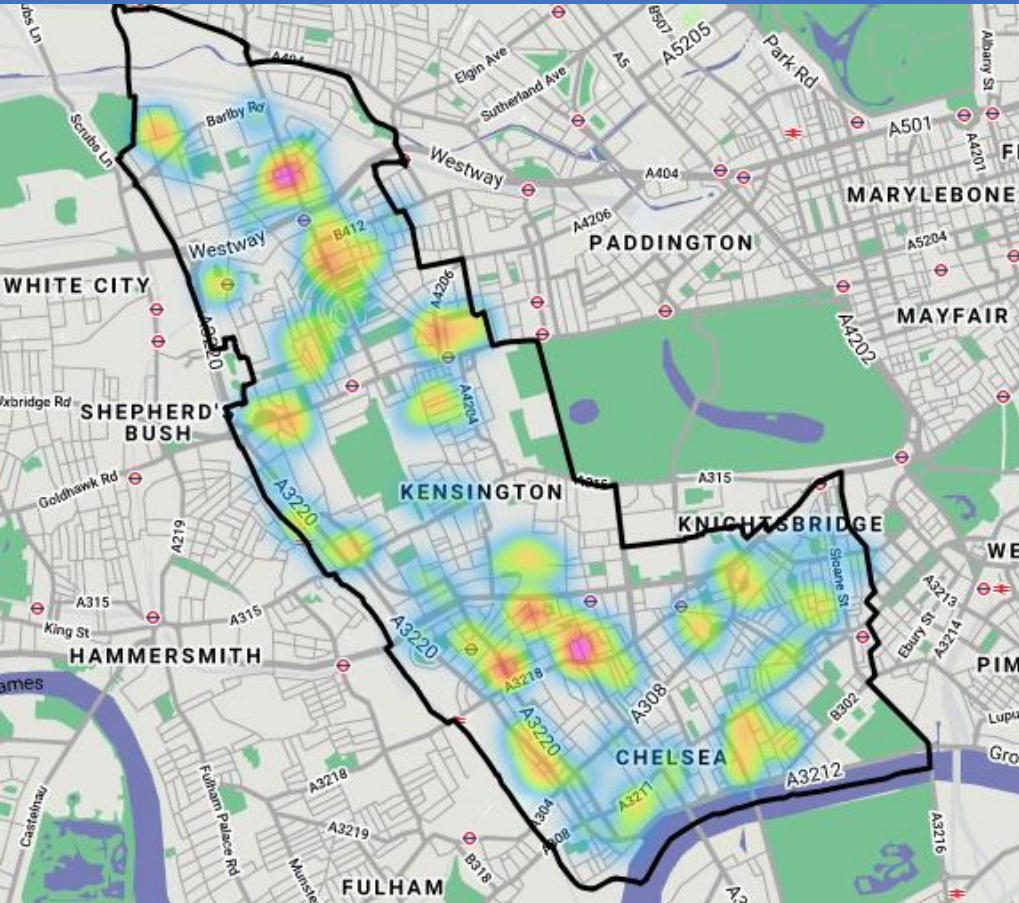




Protective marking	RESTRICTED
FOIA Exemption	Yes
Suitable for publication scheme?	No
Title	Kensington & Chelsea Crime Analysis
Summary	Assessment of crime in BS 1 st Mar – 31 st Mar 2019
Purpose	Analysis of crime
Authors	AW Business Support (HQ)
Owner	PC James Pullen 3658 AW
Date created	03/04/2019
Review date	Next month (April)

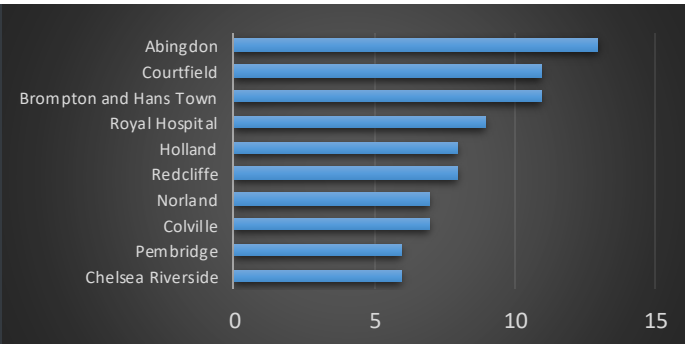


Residential Burglary

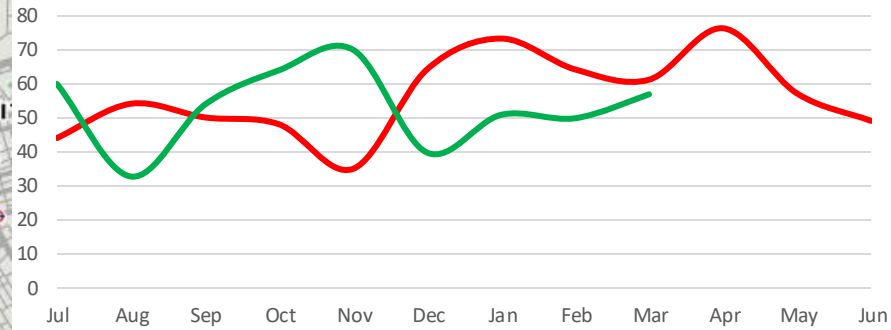
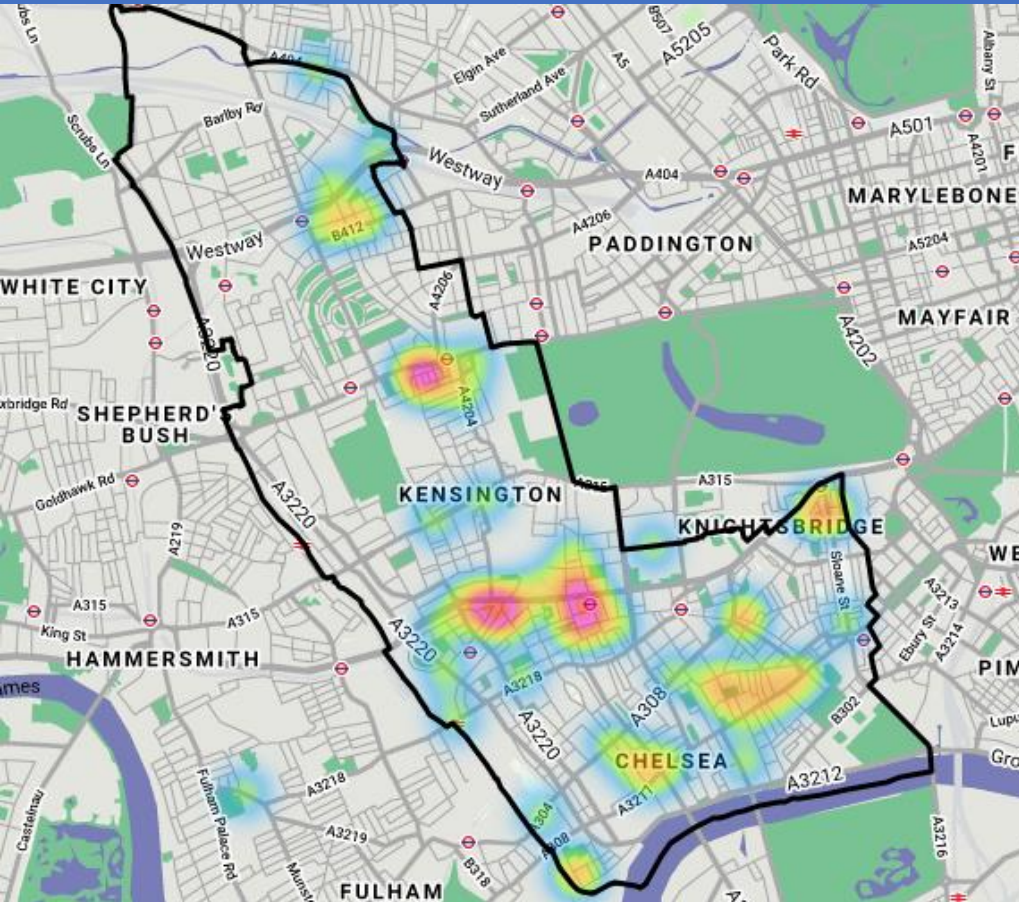


115 offences which is an increase of 26 crimes compared to previous reporting period (89). Year on year shows a decrease of 16 crimes (131). Last year trend shows an increase in the next reporting period.

	0700 - 0959	1000 - 1259	1300 - 1559	1600 - 1859	1900 - 2159	2200 - 0059	0100 - 0359	0400 - 0659	Total
Mon	4	1	2 2 1			1 1	1		13
Tue	1 2	1 1		2 2 2	1	1 1	1	1	15
Wed	3	1 2	1 1 1	1	3		2	1	16
Thu	1 2 2	1 1	3 1 1 1	1			2	1	17
Fri	2 5 2	2 1	1 3 5 2	1 1		1 2		1	29
Sat	1	2	1 2	1 1 1	1	1 2			13
Sun	2	1 1	1 2	1 3		1			12
Total	3 13 9 4	7 8 6 5 6 5	10 6 9 1 3 1 3 8 3	3 1 1	115				

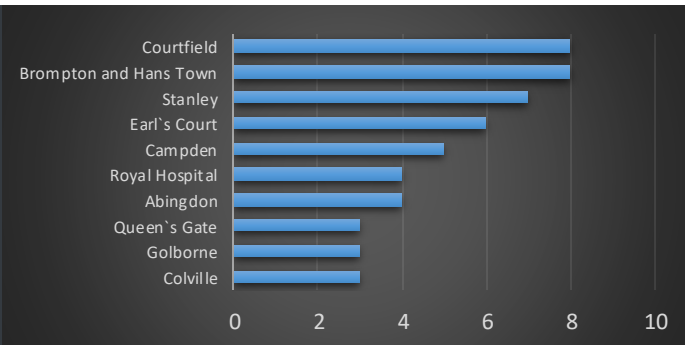


Non Residential Burglary

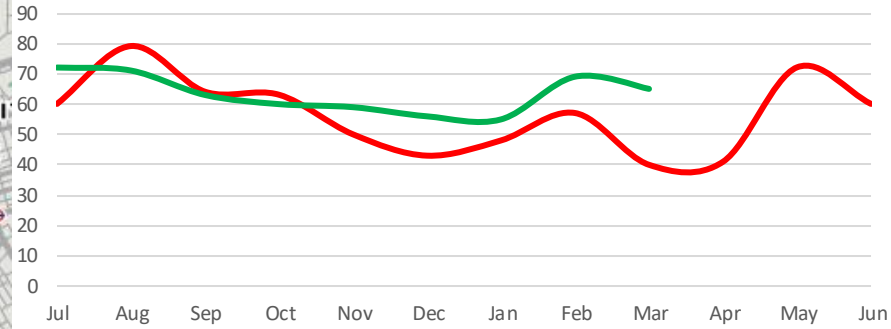
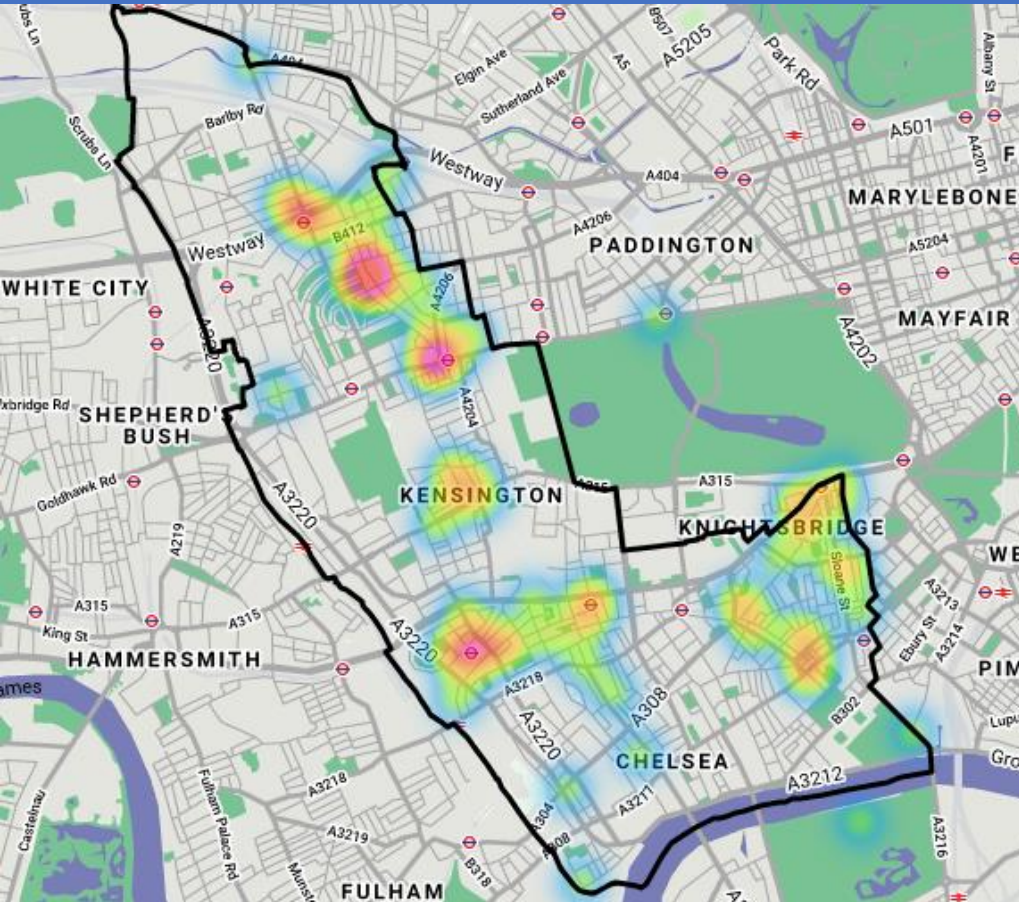


57 offences which is an increase of 7 crimes compared to previous reporting period (50). Year on year shows a decrease of 4 crimes (61). Last year trend shows an increase in the next reporting period.

	0700 - 0959	1000 - 1259	1300 - 1559	1600 - 1859	1900 - 2159	2200 - 0059	0100 - 0359	0400 - 0659	
Mon			1 1	2 1 1	1 1	2 1 1		1	13
Tue		1	1	1 1	1	1	1		7
Wed				1			1		2
Thu						1	1 1		3
Fri			2 1 1	3 1 4	2	1			15
Sat	1 1		1			1	1	1 1	8
Sun			1	2 1 1 1		1	1	1	9
Total	1 2	2 1	2 3 1	6 4 4 5 3 4	6 2 2 4 2 2 1				57



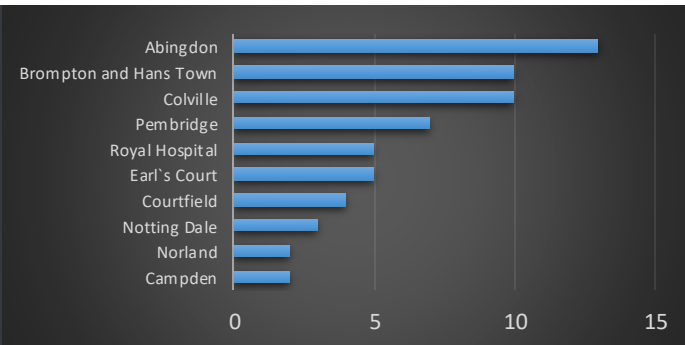
Robbery



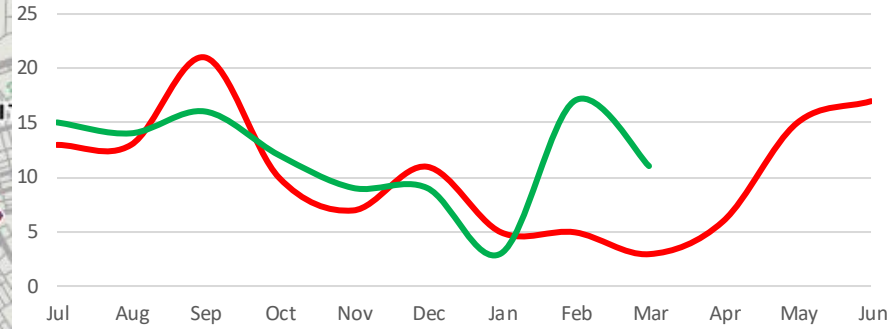
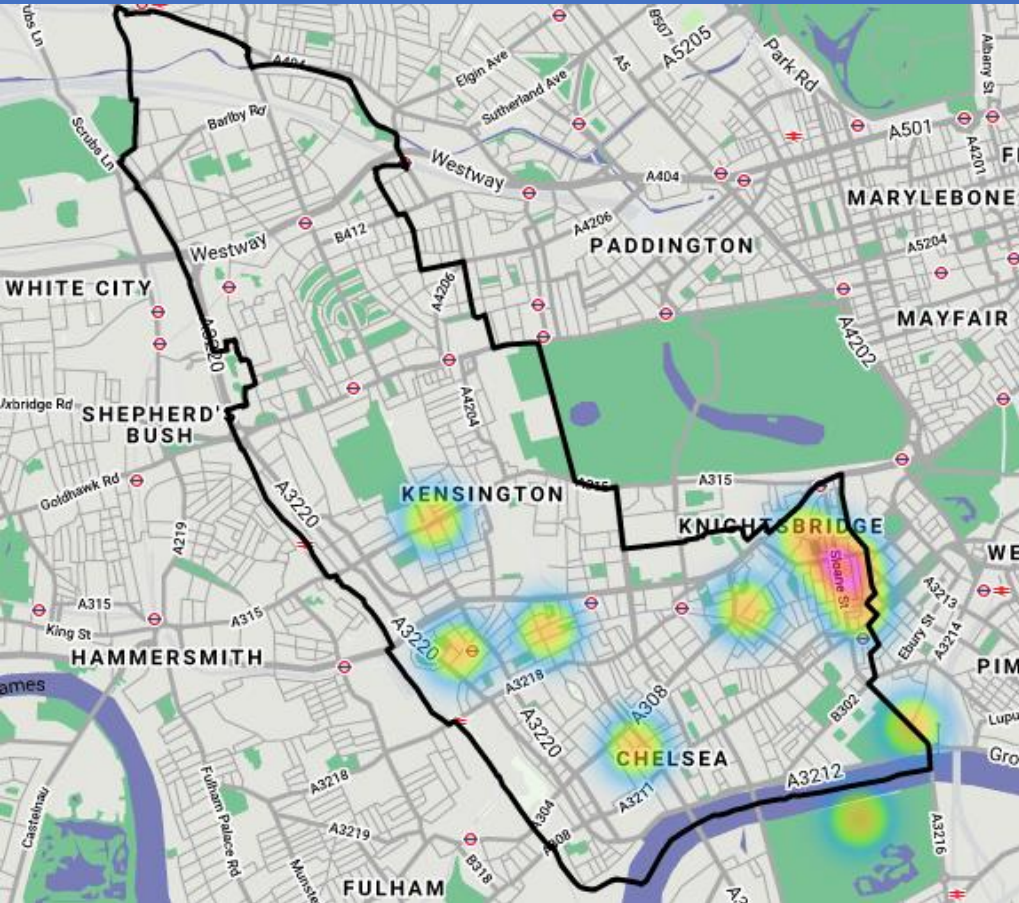
65 offences which is a decrease of 4 crimes compared to previous reporting period (69). Year on year shows an increase of 25 crimes (40). Last year trend shows an increase in the next reporting period.

Offence	Count
Personal Property	61
Business Property	4

	0700 - 0959	1000 - 1259	1300 - 1559	1600 - 1859	1900 - 2159	2200 - 0059	0100 - 0359	0400 - 0659								
Mon		1		2	1		1		5							
Tue			1	1	1			1	5							
Wed		1		1	1	1	1	1	8							
Thu		1		1	1		2	1	9							
Fri		2	1	1	1		1	2	9							
Sat		1	2	1	4	3	1	1	18							
Sun	1	1		2	1			2	11							
Total	1	1	4	2	4	3	5	6	3	5	4	2	3	3	2	65

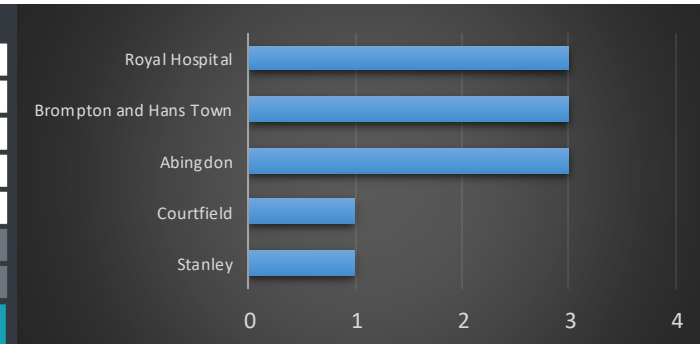


Watch Robbery

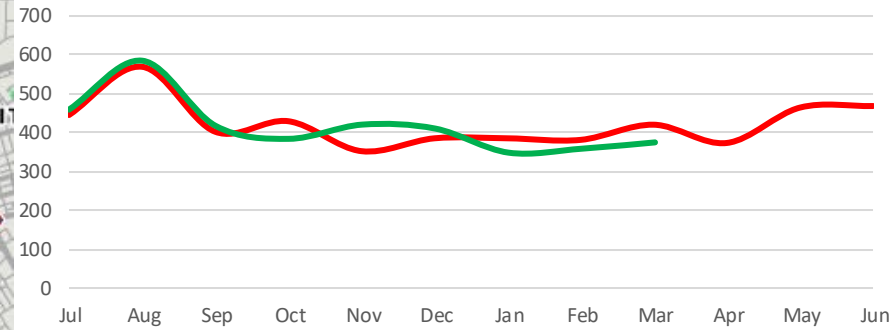
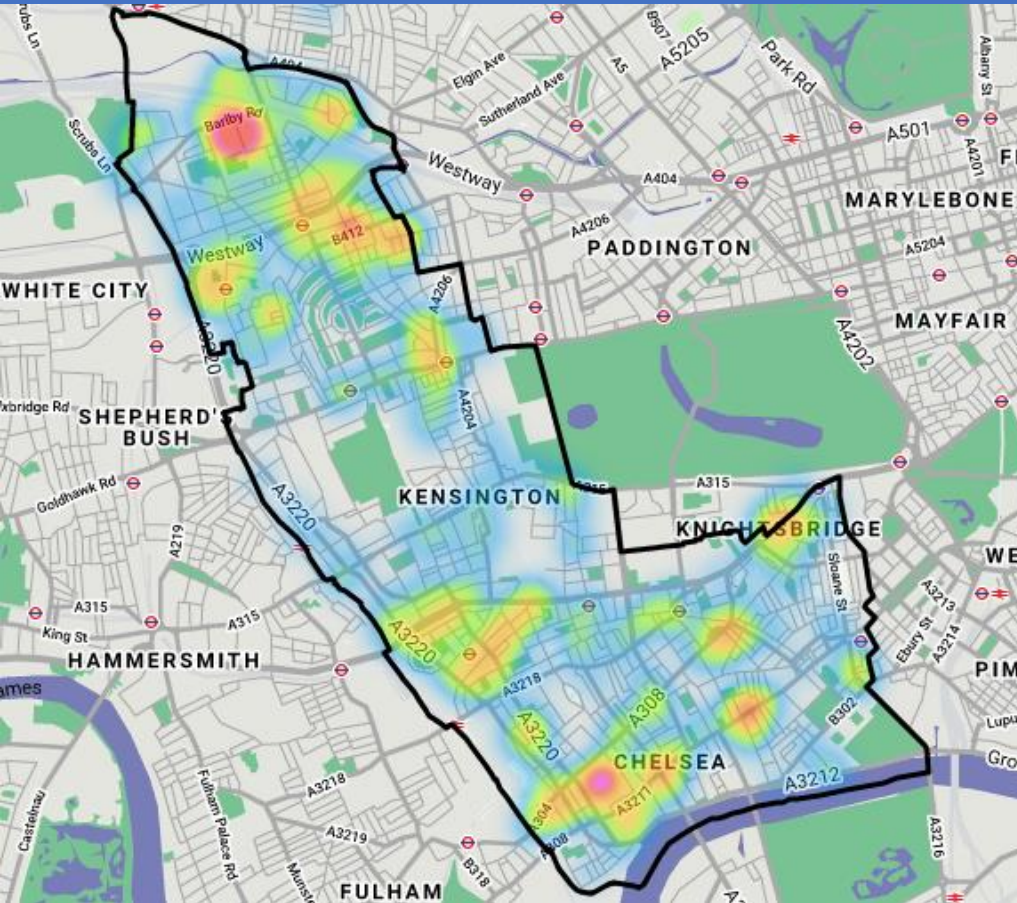


11 offences which is a decrease of 6 crimes compared to previous reporting period (17). Year on year shows an increase of 8 crimes (3). Last year trend shows an increase in the next reporting period.

	0700 - 0959	1000 - 1259	1300 - 1559	1600 - 1859	1900 - 2159	2200 - 0059	0100 - 0359	0400 - 0659	
Mon									0
Tue		1					1		2
Wed						1			1
Thu									0
Fri		1					1	1	3
Sat			1					2	3
Sun						1	1		2
Total	2	1			1	1	1	2	11



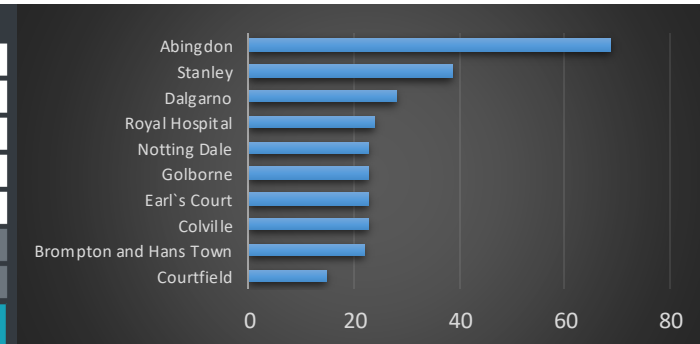
Violence Against the Person



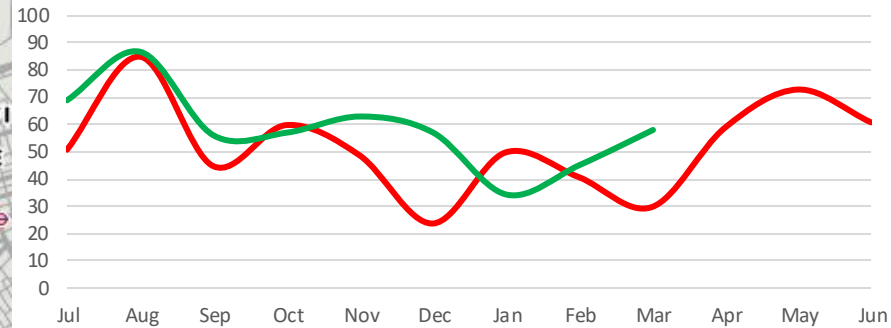
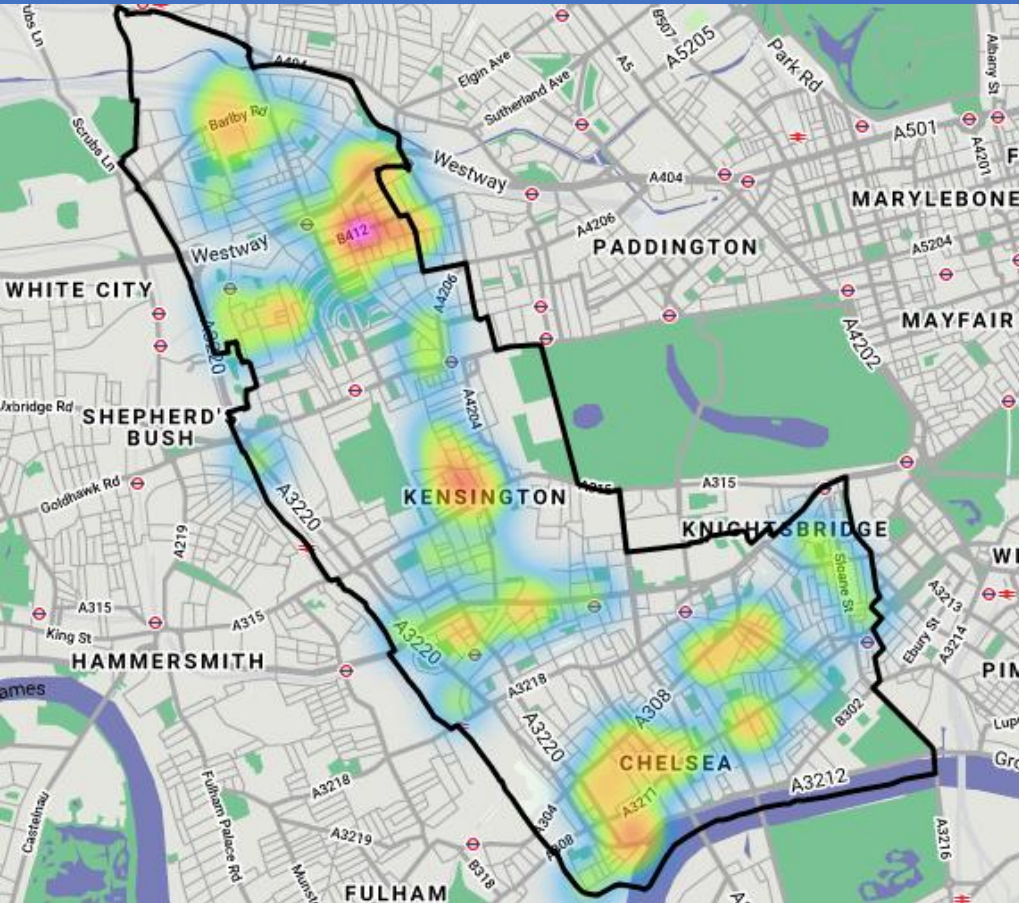
375 offences which is an increase of 16 crimes compared to previous reporting period (359). Year on year shows a decrease of 43 crimes (418). Last year trend shows a decrease in the next reporting period.

Offence	Count
Harassment	138
Common Assault	106
ABH	86
GBH	29
Other (Inc – Off Weap)	32

	0700 - 0959	1000 - 1259	1300 - 1559	1600 - 1859	1900 - 2159	2200 - 0059	0100 - 0359	0400 - 0659											
Mon	6	1	2	3	2	4	4	1	3	1	1	2	1	6	2	1	3	2	46
Tue	1	2	1	3	2	1	4	2	3	2	4	1	1	1	3	1	1	1	34
Wed	2	1	1	1	7	2	2	4	4	2	6	2	2	3	1	1	4	1	48
Thu	1	5	1	1	1	3	3	2	1	2	4	11	4	2	2	3	1	10	61
Fri	1	3	3	6	6	5	5	8	4	6	2	4	3	4	4	2	1	1	72
Sat	2	5	4	4	3	4	3	3	4	2	1	4	6	2	8	2	2	2	66
Sun	1	1	1	3	6	1	4	5	3	6	3	2	2	7	1	1	1	48	
Total	11	13	8	18	15	29	22	17	21	24	17	34	17	16	10	19	6	40	375



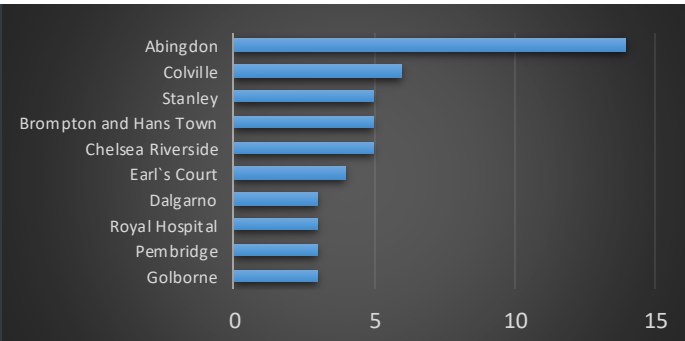
Knife Crime



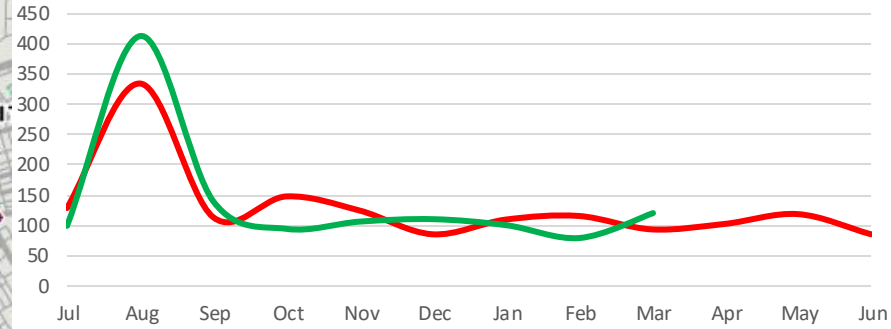
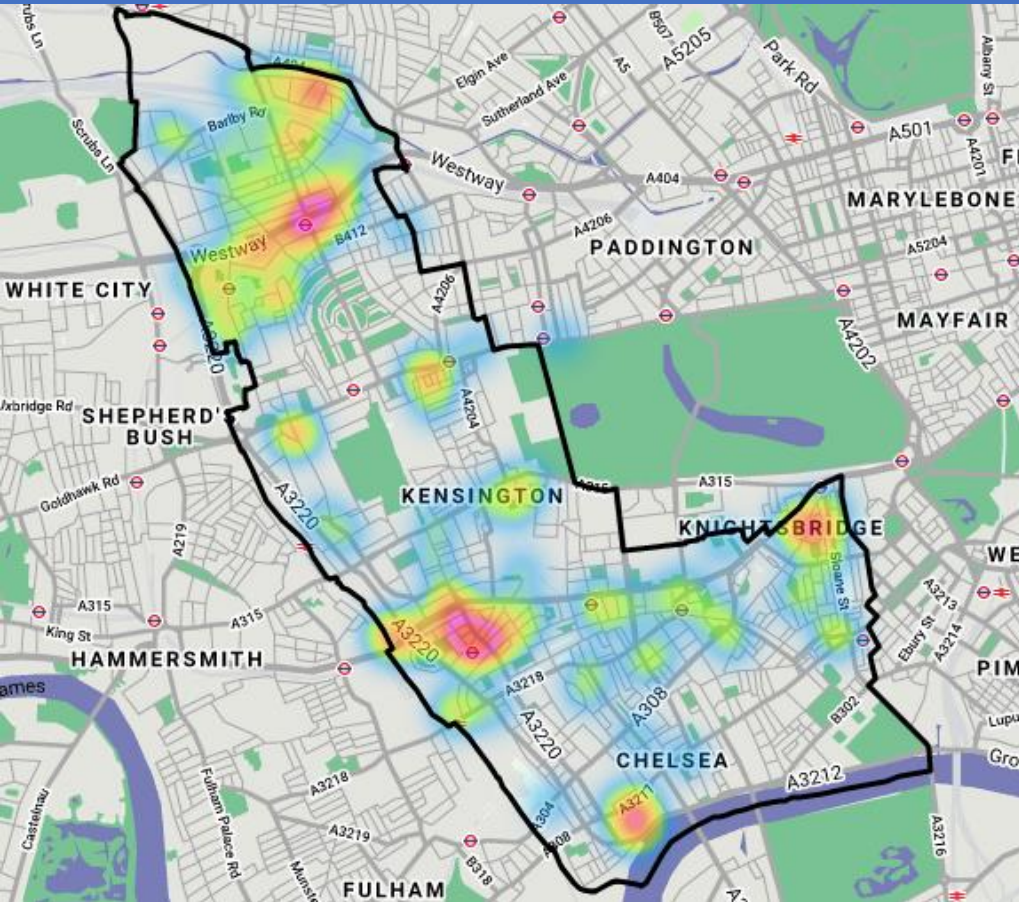
58 offences which is an increase of 13 crimes compared to previous reporting period (45). Year on year shows an increase of 28 crimes (30). Last year trend shows an increase in the next reporting period.

Offence	Count
Offensive weapon	17
Robbery	14
Harassment	8
GBH	7
ABH	4

	0700 - 0959	1000 - 1259	1300 - 1559	1600 - 1859	1900 - 2159	2200 - 0059	0100 - 0359	0400 - 0659							
Mon		1	2	1	2		1	1	9						
Tue			1		1	2		1	5						
Wed	1	1	2		1	1		1	8						
Thu				1	3	1	1	1	10						
Fri			1	1	2		1		6						
Sat		1	1		3		1	1	9						
Sun			2	2	1	1		2	11						
Total	1	2	2	8	4	3	2	4	5	6	2	1	2	2	58



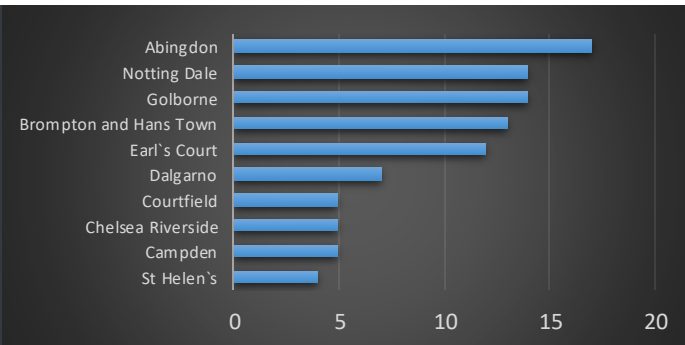
Drugs



120 offences which is an increase of 41 crimes compared to previous reporting period (79). Year on year shows an increase of 26 crimes (94). Last year trend shows an increase in the next reporting period.

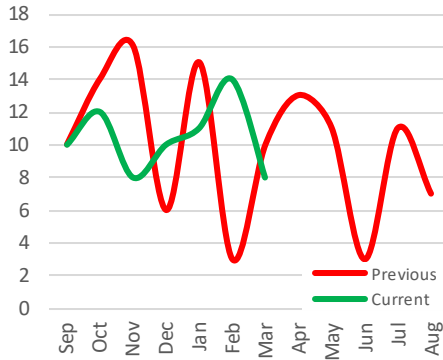
Offence	Count
Possession	114
PWITS	6

	0700 - 0959	1000 - 1259	1300 - 1559	1600 - 1859	1900 - 2159	2200 - 0059	0100 - 0359	0400 - 0659													
Mon	1	1	1	3	2	2	2	2	1	1	1	17									
Tue			1	1	1	1			1	1	3	1	1	11							
Wed		1	1	3	3	4	2		3	1	1	1	2	1	23						
Thu		1	1	5	1	1		2		1				1	13						
Fri		3	3	3	5	3	1	1	1	3	1	1	3	3	1	33					
Sat	1		2		2	2	1	2			4		1	1	2	18					
Sun				1	1	1		1				1				5					
Total	2	2	4	2	8	16	12	11	8	4	8	2	4	3	3	11	7	6	1	2	120

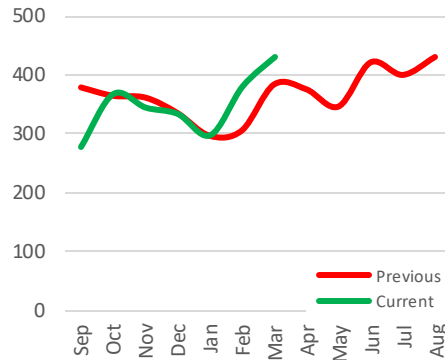


Anti Social Behaviour

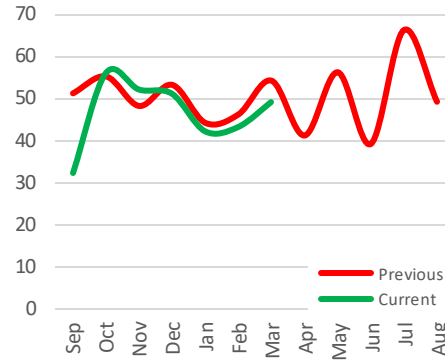
Environmental



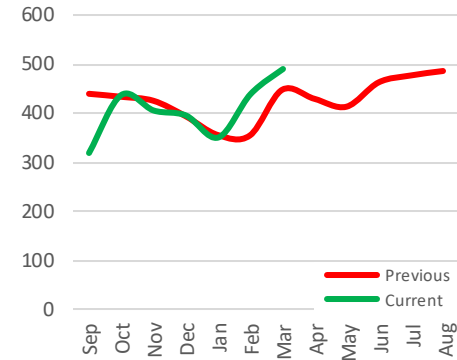
Nuisance



Personal



Total



Ward	Count
Royal Hospital	2
Courtfield	1
Earl's Court	1
Norland	1
Golborne	1
St Charles	1

Ward	Count
Hans Town	48
Earl's Court	43
Norland	35
Stanley	30
Colville	29
Queen's Gate	26
Courtfield	24
Campden	23
Royal Hospital	23
Abingdon	20

Ward	Count
Courtfield	7
Colville	7
St Charles	5
Norland	4
Royal Hospital	3
Golborne	2
Holland	2
Pembroke	2
Campden	2
Cremorne	2

Ward	Count
Hans Town	49
Earl's Court	45
Norland	40
Colville	36
Courtfield	32
Stanley	31
Royal Hospital	28
Queen's Gate	27
Campden	25
Abingdon	22

'I' & 'S' Grade

	BS
DA I Calls	60
Percentage (%)	60%
DA S Calls	44
Percentage (%)	54.6%
Total I Calls	771
Total I Percentage (%)	81.1%
Avg Response Time – I Grade	11 mins 30 secs
Total S Calls	794
Total S Percentage (%)	69.9%
Avg Response Time – S Grade	1 hour 11 mins 37 secs

