

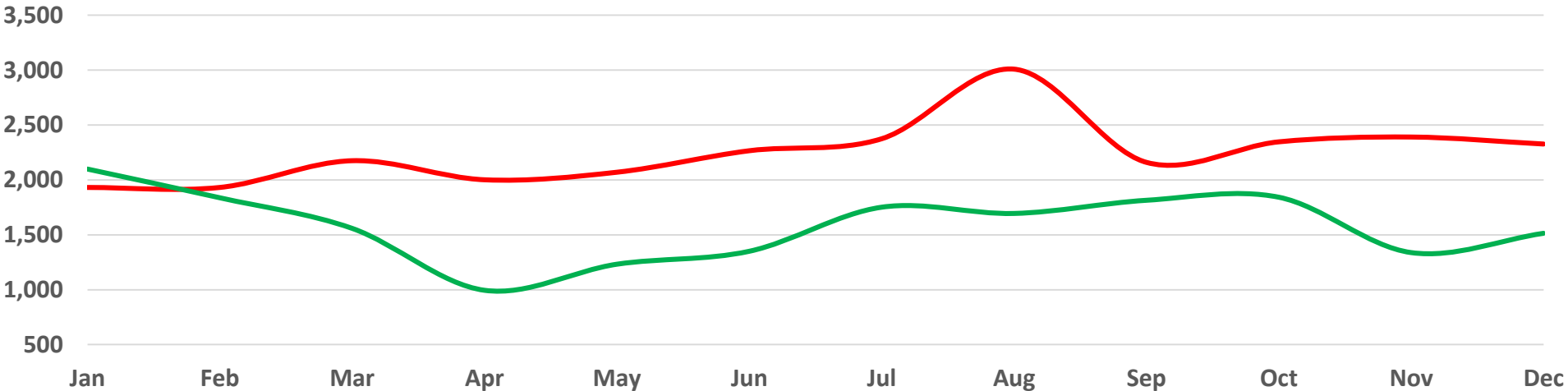


Protective marking	OFFICIAL
FOIA Exemption	Yes
Suitable for publication scheme?	No
Title	Safer Neighbourhood Board - RBKC
Summary	Assessment of performance – Kensington and Chelsea
Purpose	Analysis of performance in key areas
Authors	AW Business Support (HQ)
Owner	PC 207489 AW
Date created	12/01/2021
Review date	N/A

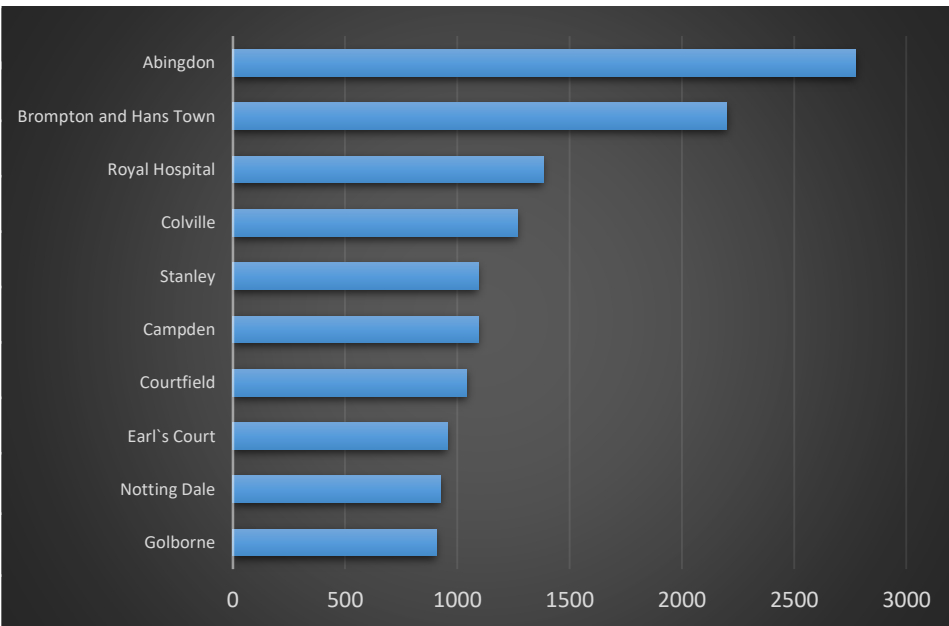


Total Notifiable Offences

2019 – Red
2020 - Green

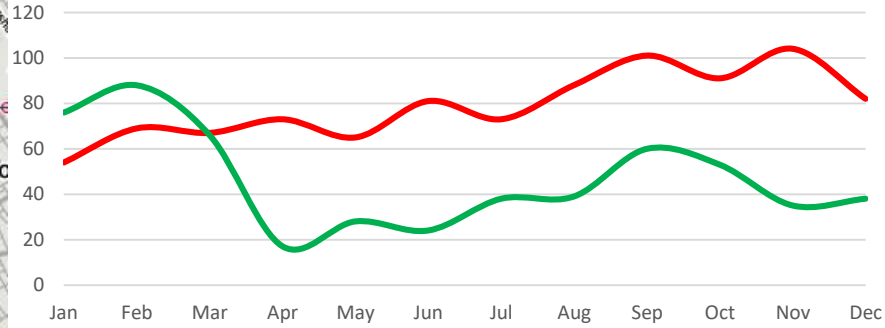
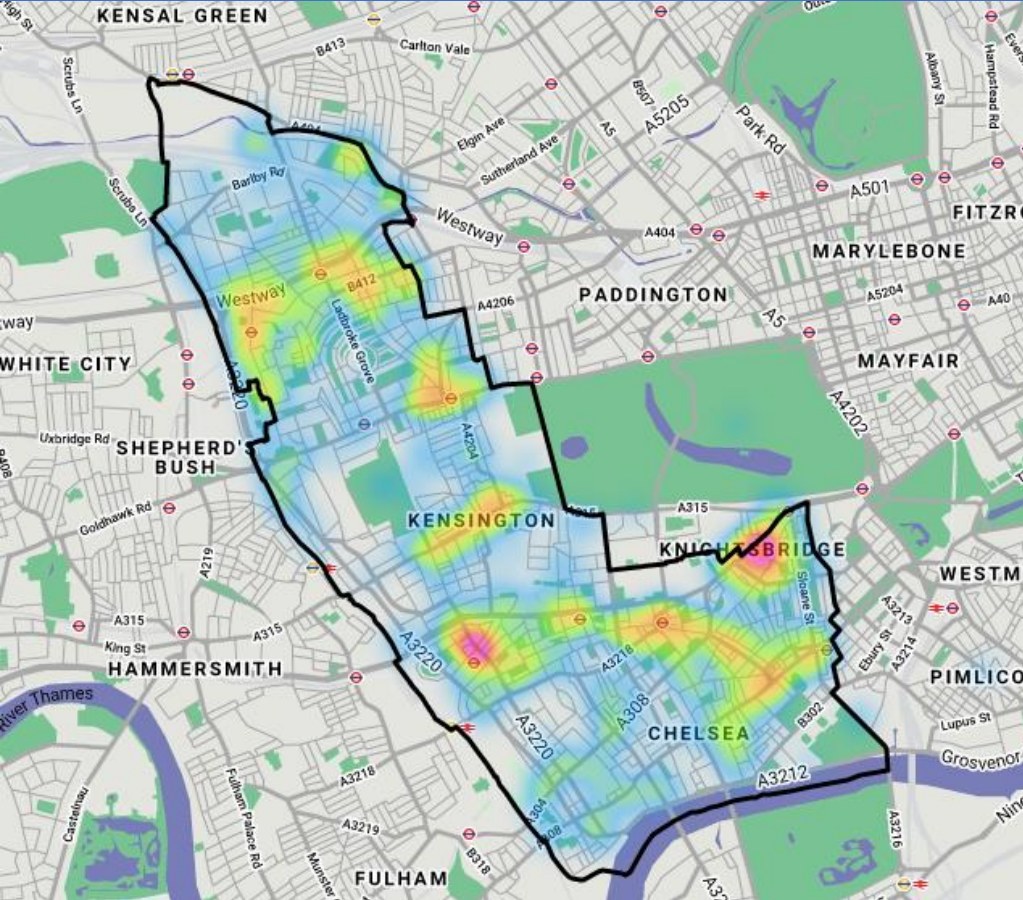


Offence	Count
Theft and Handling - Other Theft	2688
Theft and Handling - Theft From M/V	1901
Violence Against the Person - Harassment	1871
Other Accepted Crime - Others - Other Accepted Crime	1745
Violence Against the Person - Common Assault	1313
Burglary - Burglary - Residential	1169
Theft and Handling - Theft From Shops	1083
Drugs - Possession Of Drugs	1052
Theft and Handling - Theft/Taking of Pedal Cycles	808
Violence Against the Person - Assault with Injury	806



Robbery

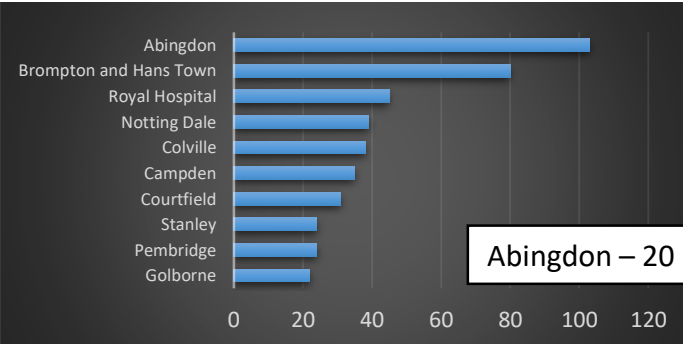
2019 – Red
2020 - Green



For December there were 38 offences, this is a decrease of 53.66% compared to last year's 82 offences. Over previous rolling 12 months there were 562 offences, this is a decrease of 40.72% compared to last year's 948 offences.

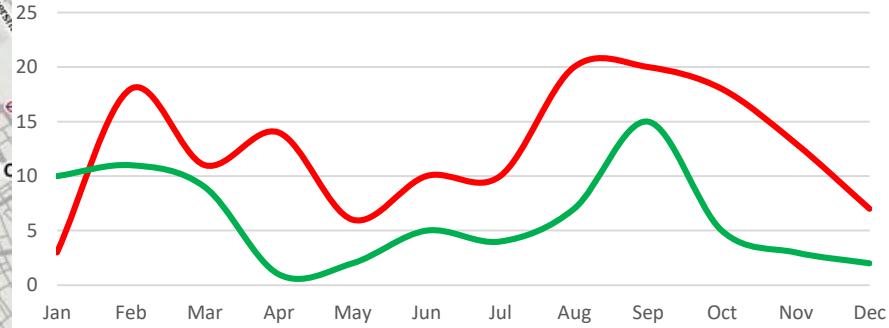
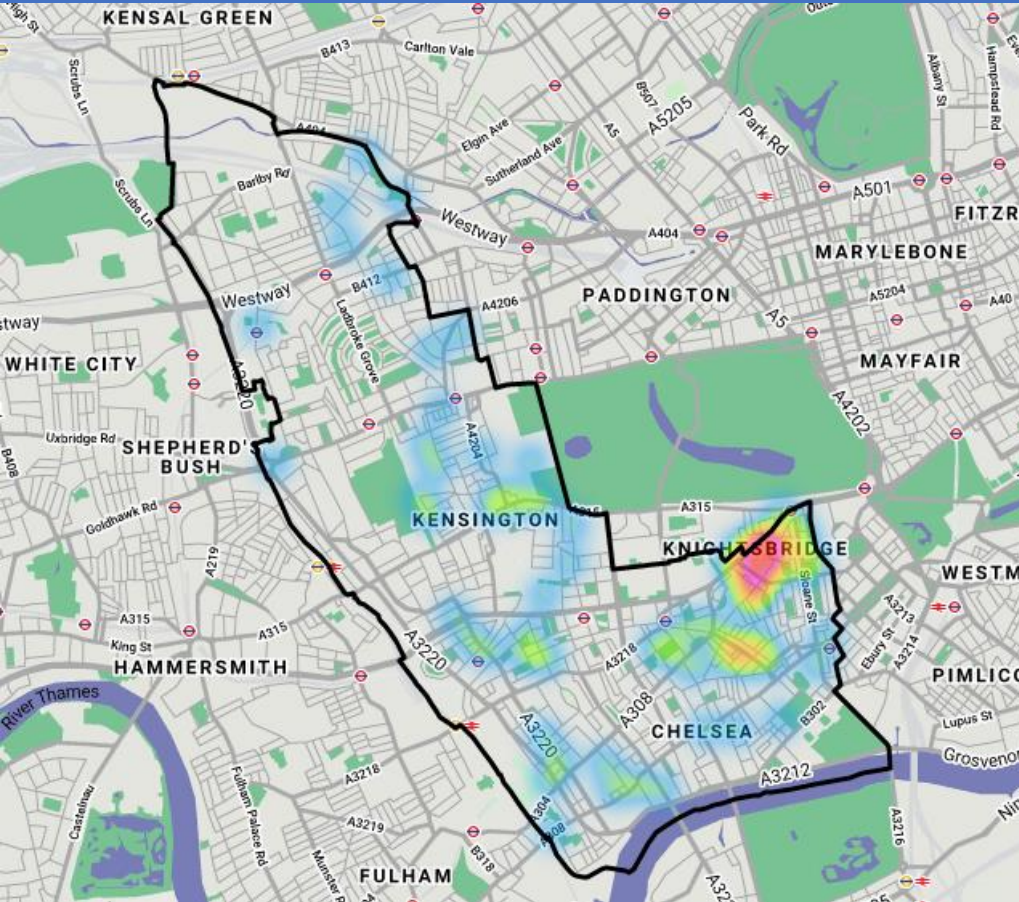
Offence	Count
Personal Property	513
<i>Personal Property – knife or sharp used to injure (flag)</i>	12
<i>Personal Property – Knife or sharp used as a threat or an attempt to injure (flag)</i>	101
Business Property	49

	0700 - 0959	1000 - 1259	1300 - 1559	1600 - 1859	1900 - 2159	2200 - 0059	0100 - 0359	0400 - 0659	
Mon	2 1	4 2 8 4	11 5 4 14 7	5 4 2 2 2 2 1 1	82				
Tue	1 1	6 2 4 5 6 7 6 9 6 7 2 6 4 3 2 2 1	80						
Wed	1	2 2 4 6 1 4 6 6 11 8 7 3 4 2 4 4 4 2 1 1	83						
Thu	1 2 4 1 2 6 6 6 5 9 3 6 10 5 2 3 6 1 5 1 1	85							
Fri	1 2 3 2 2 3 5 3 5 4 8 8 7 4 6 7 2 5 2 3 4 1	87							
Sat	1	4 2 2 5 1 5 7 8 5 6 3 9 3 5 5 6 2 2 1 1 2	85						
Sun	1	1 3 5 4 3 3 1 5 5 7 2 5 2 5 1 2 1 4	60						
Total	7 6 14 11 19 33 26 38 37 41 48 49 43 39 21 30 25 26 16 11 9 4 7 2	562							



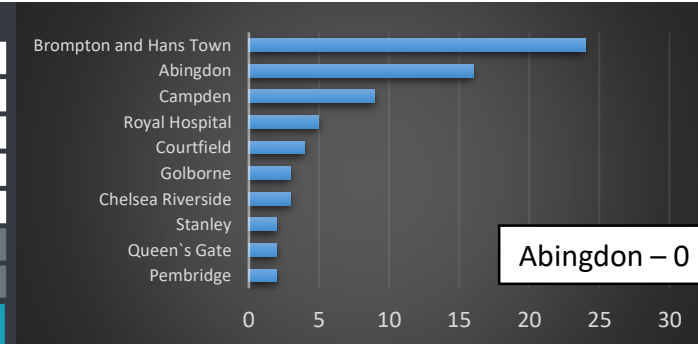
Watch Robbery

2019 – Red
2020 - Green



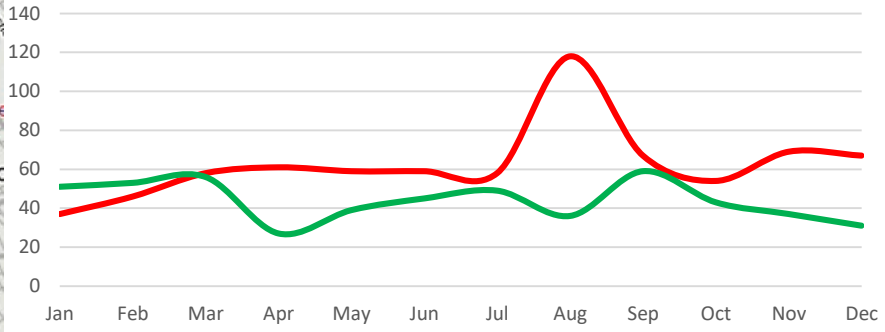
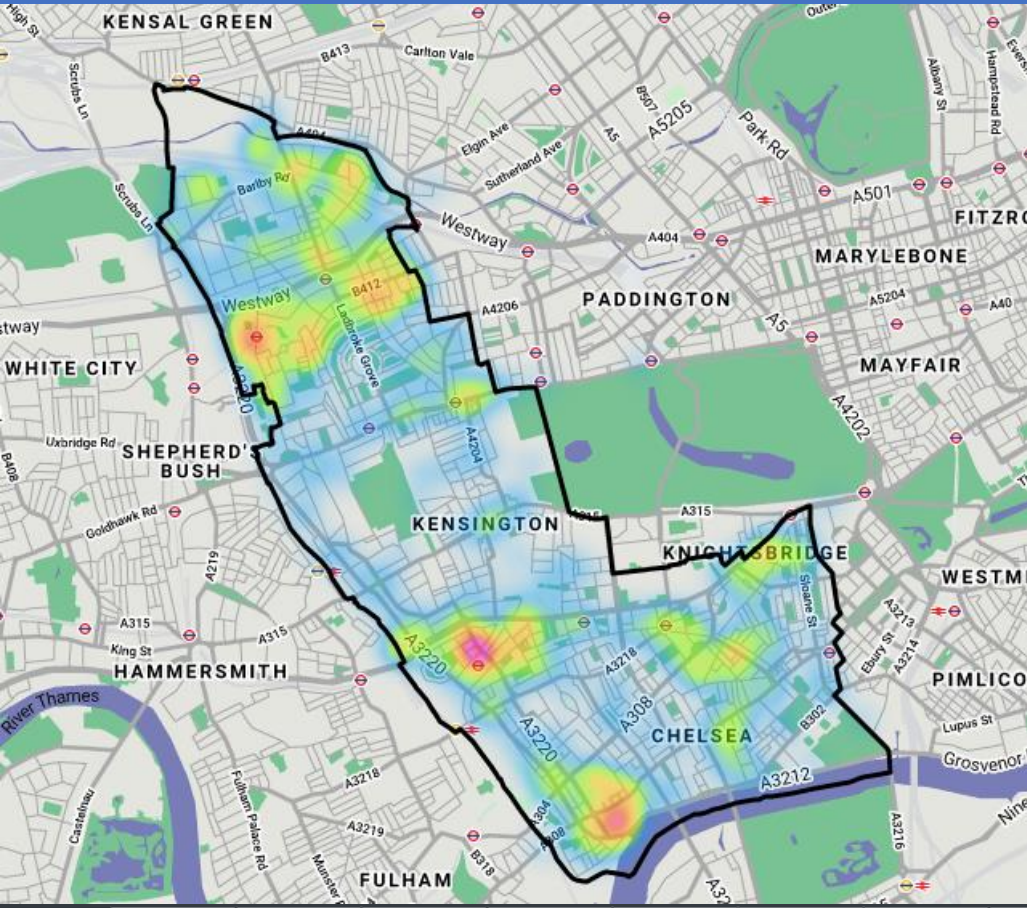
For December there were 2 offences, this is a decrease of 71.43% compared to last year's 7 offences. Over previous rolling 12 months there were 74 offences, this is a decrease of 50.67% compared to last year's 150 offences.

	0700 - 0959	1000 - 1259	1300 - 1559	1600 - 1859	1900 - 2159	2200 - 0059	0100 - 0359	0400 - 0659	Total
Mon			1 2 1 1						5
Tue		1	1 1	3	1 1 1	2	1		12
Wed				1 1 1 1 1	2	2 1 2 1			13
Thu		1 1	1	1 1 3 1				1	10
Fri	1			1 1 1	2	1 2 1	1		11
Sat			1	1 2 2 1	3	1 1	2		14
Sun		1 2	1	1 1 1	2				9
Total	1	2 2 4 4 3 2	6 5 8 6 6 3 5 6 4 2 2 1 2	74					



Knife Crime (Overall)

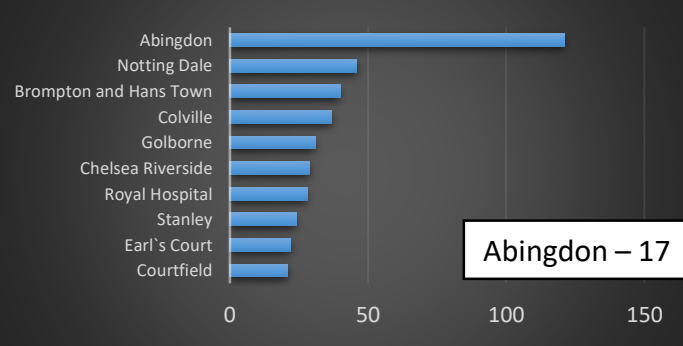
2019 – Red
2020 - Green



For December there were 31 offences, this is a decrease of 53.73% compared to last year's 67 offences. Over previous rolling 12 months there were 526 offences, this is a decrease of 30.15% compared to last year's 753 offences.

Offence	Count
Robbery - Personal Property	159
Violence Against the Person - Offensive Weapon	126
Violence Against the Person - Serious Wounding	67
Violence Against the Person - Harassment	44
Violence Against the Person - Common Assault	28

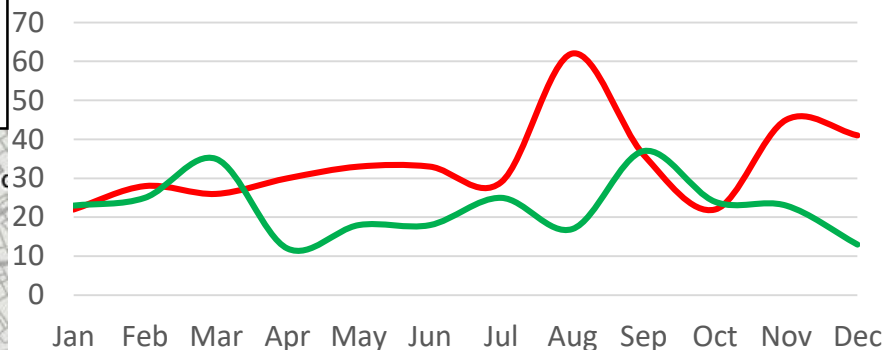
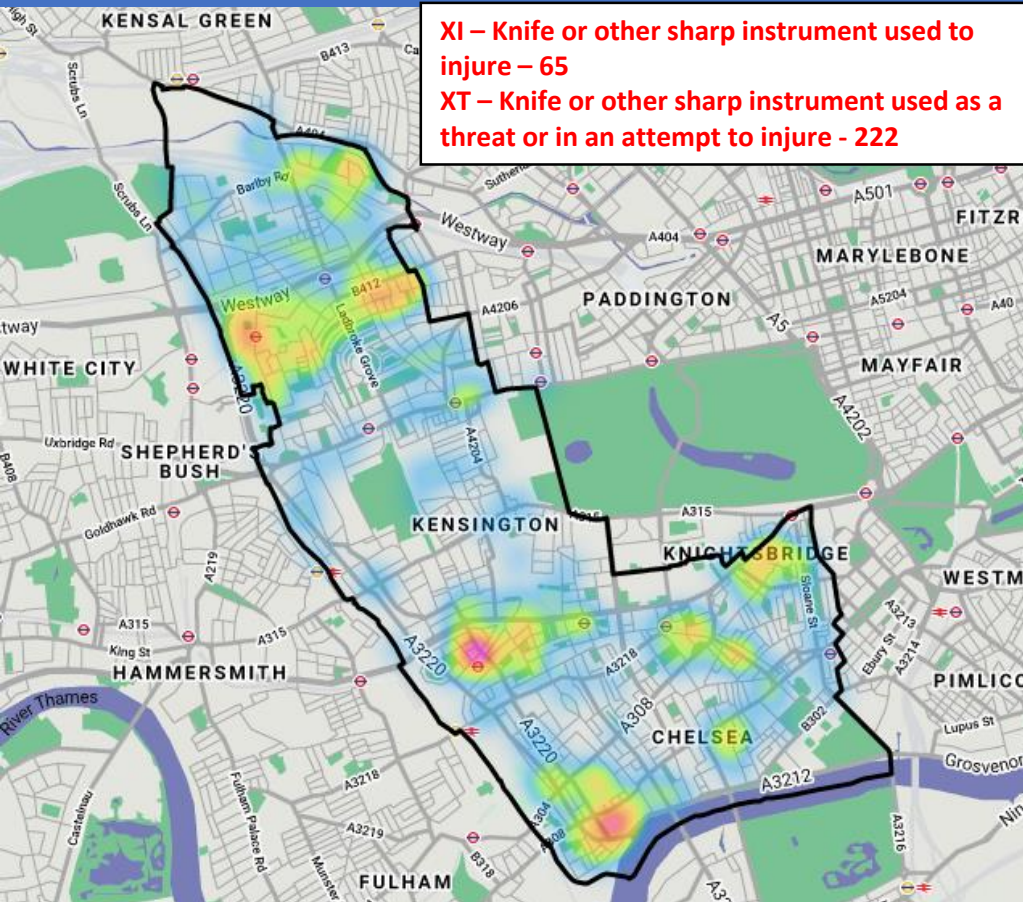
	0700 - 0959	1000 - 1259	1300 - 1559	1600 - 1859	1900 - 2159	2200 - 0059	0100 - 0359	0400 - 0659	
Mon	1	3 2 1	4 5 5	9 9 5 5	8 1 3 3	5 3 1 1 1			75
Tue	1 1 2 2 2 3	5 4 1	5 3 10	2 4 4 5 5	3 4 3 1			1	71
Wed	2	2 3 3 4	6 2 4 7 7	3 2 4 4 5	7 2 2 1 3 1				74
Thu	3 1	1 5 3 3 6 5 3 1	6 8 2 5 9	7 3 3 4 1 1 1					81
Fri	1 3 6 2 2 4 4 4 4	7 5 8 4 6 4 1 8 2 3 5 1							84
Sat	1 2 1 2 4 2 1 6 5	3 3 3 5 4 4 4 9 4 3 3						1 1	71
Sun	1	3 1 9 7 5 2 4 1 3 7 4 1 4 5 7						1 2 2 1	70
Total	3 10 7 18 15 25 28 33 25 34 33 34 36 34 22 29 37 41 17 16 14 9 4 2								526



Knife Crime (XI/XT)

2019 – Red
2020 - Green

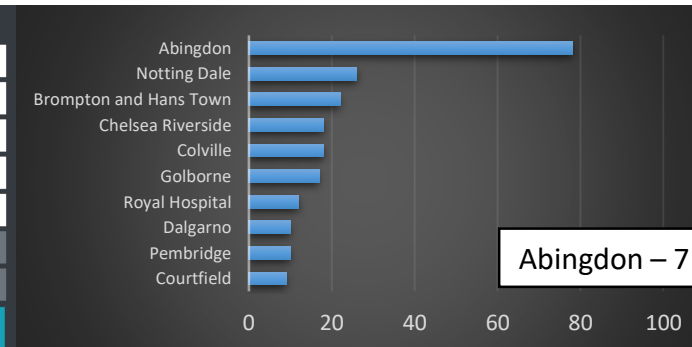
XI – Knife or other sharp instrument used to injure – 65
XT – Knife or other sharp instrument used as a threat or in an attempt to injure - 222



For December there were 13 offences, this is a decrease of 68.29% compared to last year's 41 offences. Over previous rolling 12 months there were 270 offences, this is a decrease of 33.66% compared to last year's 407 offences.

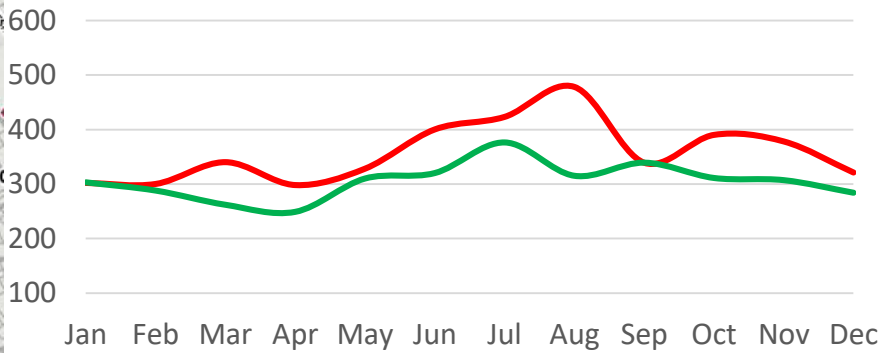
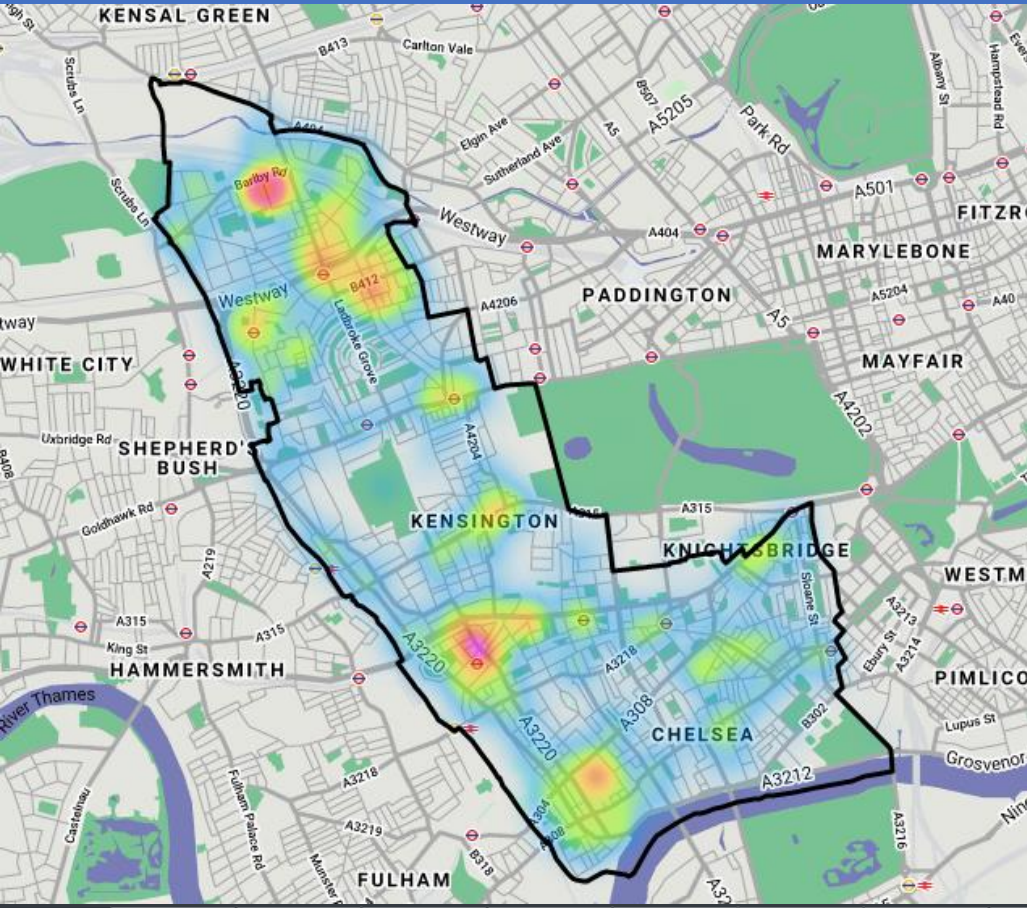
Offence	Count
Robbery - Personal Property	113
Violence Against the Person - Serious Wounding	61
Violence Against the Person - Harassment	21
Violence Against the Person - Assault with Injury	16
Violence Against the Person - Offensive Weapon	16

	0700 - 0959	1000 - 1259	1300 - 1559	1600 - 1859	1900 - 2159	2200 - 0059	0100 - 0359	0400 - 0659	
Mon		1 1	2 4 3	4 5 1	2 6	3 1 2		1	36
Tue	1		2 3	3 6 2	3 2	3 4 2	3 1		36
Wed	1	1 1 2	3 3 2 2	5 3 3	2 2 2	4 4 2		3 1	46
Thu		1 1 1 1	2 1	2 1 3 4 1	3 4 2 1	2 3		1	34
Fri		3 2 1	3 2 1	4 2 2	1 5 3 1	5	1 2 1		39
Sat	1 2	1 1 1 1	2 3 1		2 2 3 3	1 5 1	3 2	1	37
Sun		1 3 4 3 1 1		1 6 4 1	2 4 5	1 2 2 1			42
Total	2 3 5 5 5 8 16 19 11 8 19 16 20 23 14 17 23 21 9 8 7 7 3 1								270



VAP (excluding Domestic)

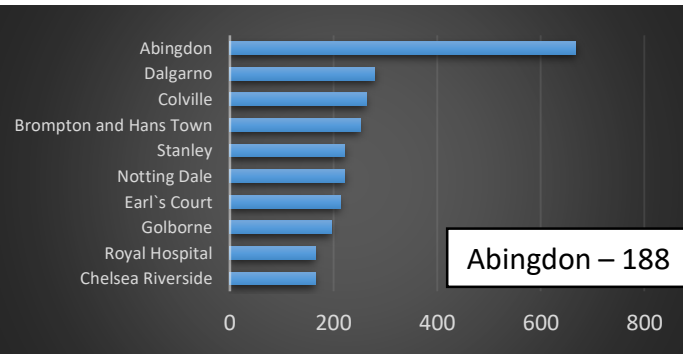
2019 – Red
2020 - Green



For December there were 284 offences, this is a decrease of 11.53% compared to last year's 321 offences. Over previous rolling 12 months there were 3,664 offences, this is a decrease of 14.73% compared to last year's 4,297 offences.

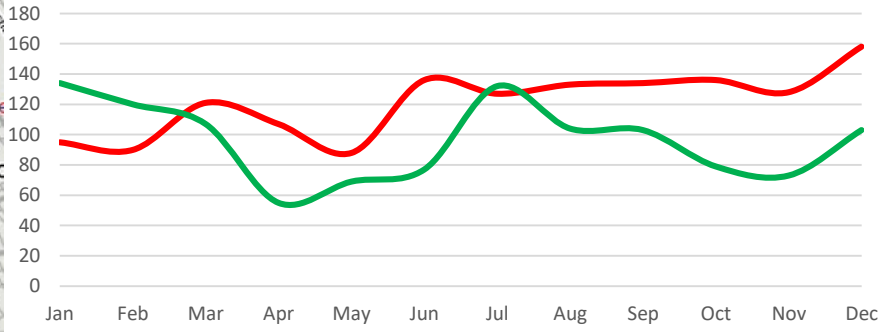
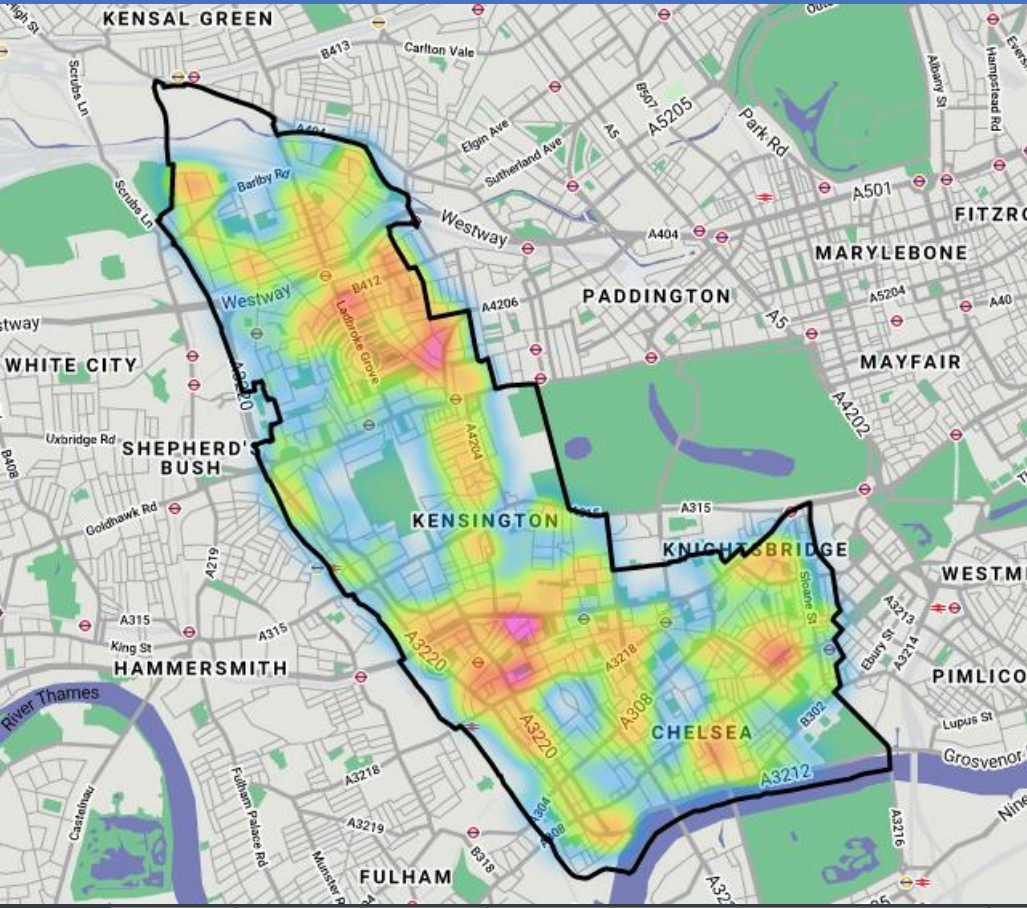
Offence	Count
Violence Against the Person - Harassment	1555
Violence Against the Person - Common Assault	1031
Violence Against the Person - Assault with Injury	547
Violence Against the Person - Serious Wounding	248
Violence Against the Person - Other Violence	169

	0700 - 0959	1000 - 1259	1300 - 1559	1600 - 1859	1900 - 2159	2200 - 0059	0100 - 0359	0400 - 0659																	
Mon	6	21	25	15	24	34	33	32	38	35	33	44	21	22	20	17	13	24	7	6	3	3	5	7	488
Tue	7	22	26	20	20	37	22	32	28	41	28	27	27	25	16	22	18	43	11	14	10	4	3	4	507
Wed	12	25	18	26	26	38	30	38	41	44	28	31	18	30	16	25	16	36	13	13	3	9	5	4	545
Thu	8	17	24	19	35	38	31	39	25	43	38	33	23	36	23	29	19	35	9	7	5	4	5	8	553
Fri	13	14	26	26	24	50	43	43	47	43	44	37	33	32	26	18	16	37	13	13	15	9	4	6	632
Sat	13	8	17	16	24	23	23	28	32	30	34	28	27	31	29	28	17	31	32	17	14	4	6	3	515
Sun	6	12	16	16	12	29	20	30	30	26	30	29	27	21	19	21	18	34	9	7	5	2	1	4	424
Total	65	119	152	138	165	249	202	242	241	262	235	229	176	197	149	160	117	240	94	77	55	35	29	36	3,664



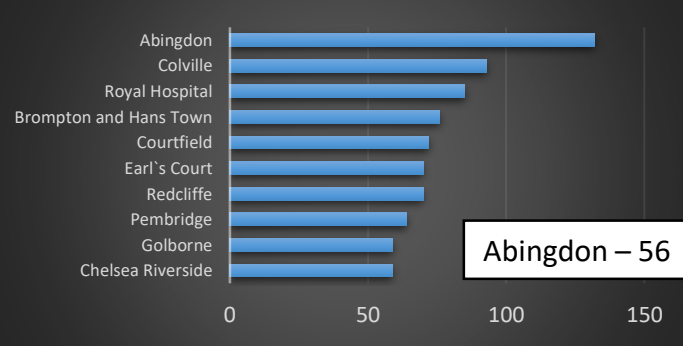
Residential Burglary

2019 – Red
2020 - Green



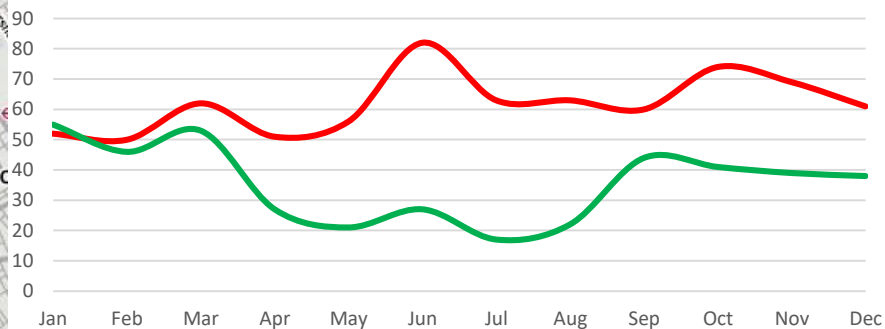
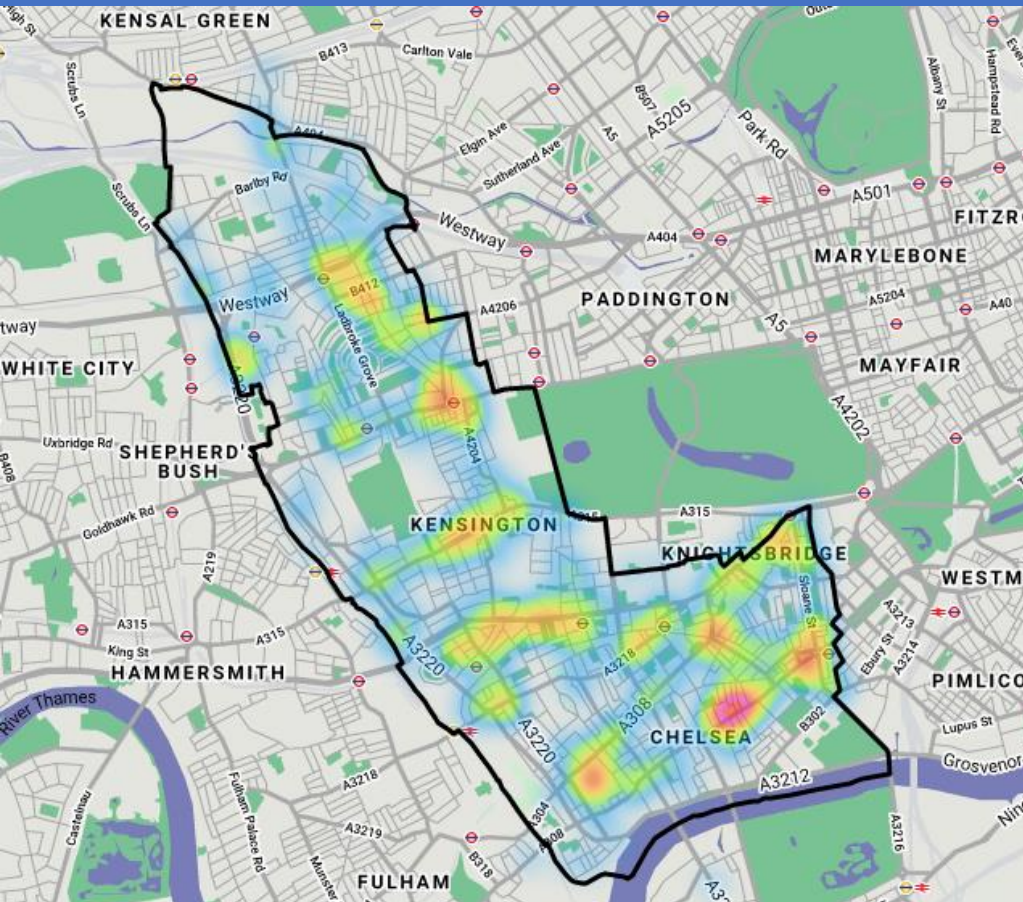
For December there were 103 offences, this is a decrease of 35.22% compared to last year's 159 offences. Over previous rolling 12 months there were 1,169 offences, this is a decrease of 20.1% compared to last year's 1,463 offences.

	0700 - 0959	1000 - 1259	1300 - 1559	1600 - 1859	1900 - 2159	2200 - 0059	0100 - 0359	0400 - 0659																		
Mon	3	10	16	13	3	10	11	6	19	4	10	7	6	3	3	6	4	15	2	1	3	1	2	2	160	
Tue	6	5	9	7	15	7	11	13	7	5	12	7	6	10	6	5	11	18	2	3	4	3			175	
Wed	1	6	10	9	5	25	9	7	8	10	9	6	3	6	2	5	11	10	5	4	5	1	2	1	160	
Thu	7	6	14	10	2	6	9	2	13	4	6	7	18	8	5	9	6	17	3	1	3	3	4		163	
Fri	7	6	10	9	9	16	9	16	14	9	12	19	15	14	8	6	9	15	7	2	1	6	2	3	224	
Sat	5	5	8	10	8	16	6	10	8	5	14	17	6	8	7	5	4	12	4	6			2	2	168	
Sun	1	2	2	4	5	8	8	2	5	4	5	12	6	6	3	7	10	9	7	3			5	2	3	119
Total	30	40	69	62	47	88	63	56	74	41	68	75	60	55	34	43	55	96	30	20	16	19	14	14	1,169	



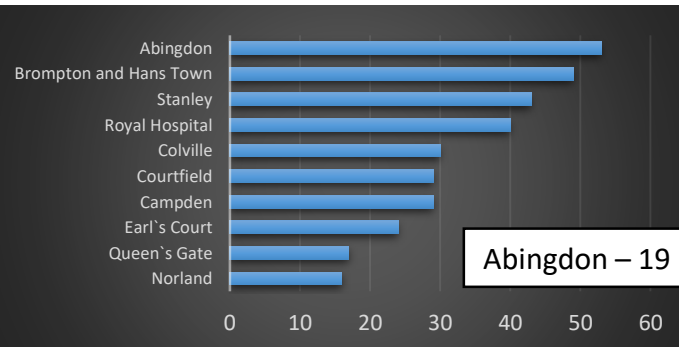
Non Residential Burglary

2019 – Red
2020 - Green



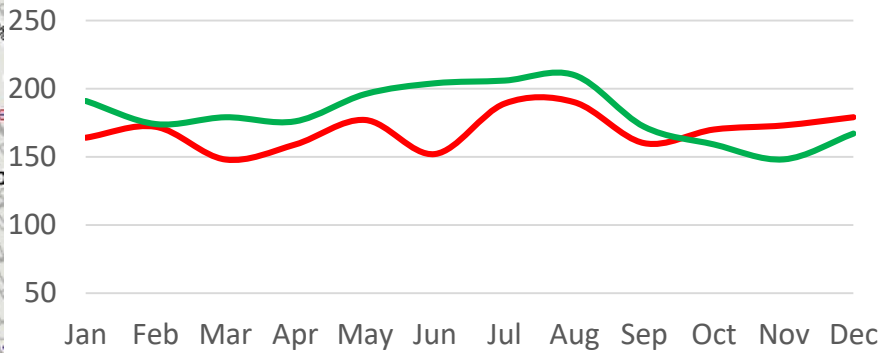
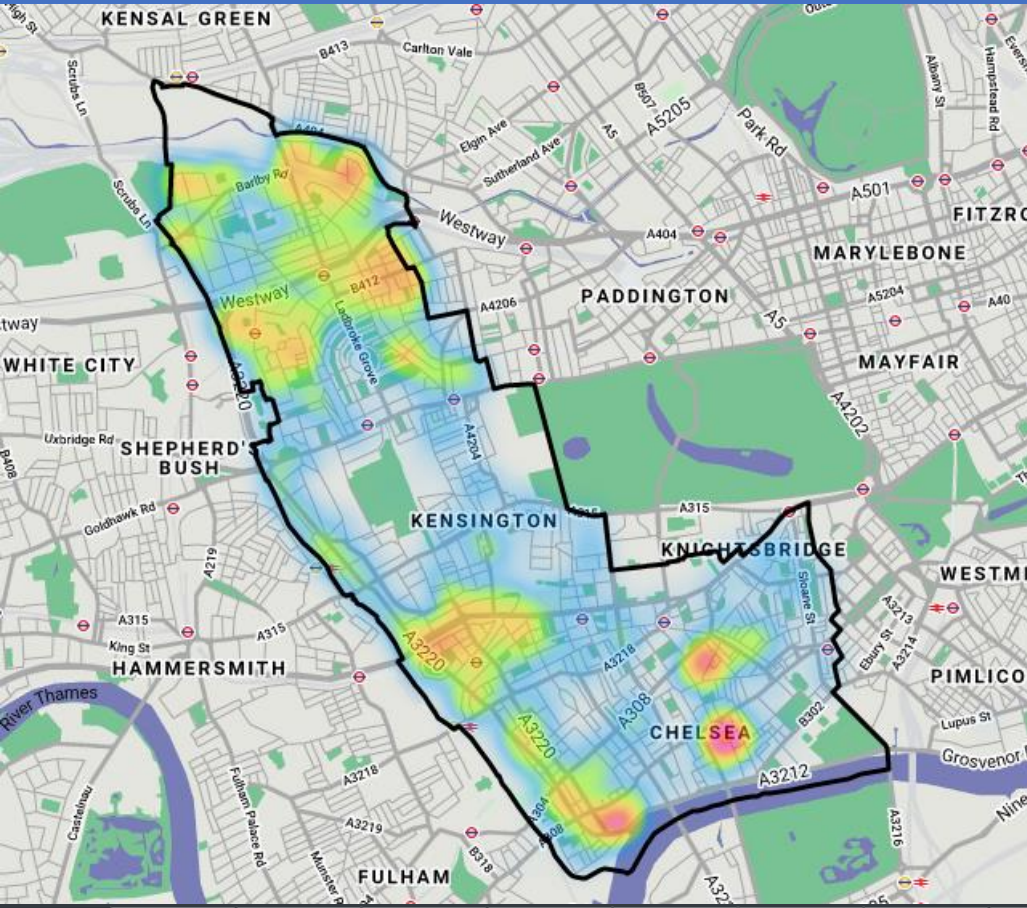
For December there were 38 offences, this is a decrease of 37.7% compared to last year's 61 offences. Over previous rolling 12 months there were 430 offences, this is a decrease of 42.13% compared to last year's 743 offences.

	0700 - 0959	1000 - 1259	1300 - 1559	1600 - 1859	1900 - 2159	2200 - 0059	0100 - 0359	0400 - 0659	
Mon	1	2 3 2 3 2 4	1 3 3	5 7 4	2 3 3 3 3	7 2	1	64	
Tue	1 1 1	1 2 5 3 2 4	3 4 3 2		3 1 2 5 3 1		47		
Wed	1 2 1 2 2	9 3 2 5 5 6 5 6 5 1 1		4 1 1 2 3 2		69			
Thu	1 1 1	5 2 2 1 2 4 2 6 3 2 4 5 6 2 5 5 5		1	65				
Fri	3 2 1 1 2	2 3 5 3 4 14 3 5 4 2 2 3 1 1 3 4 1 1		70					
Sat	1 2 1 3 1 2 2	5 1 2 1 2 4 5 1 1 1 4 3 6 1 2 2 1		54					
Sun	3 3 1 1 2 3 2	1 3 2 5 4 2 1 1 2 3 5 5 3 4 2 2 1		61					
Total	8 12 6 11 10 22 16 20 22 17 27 30 29 30 16 14 14 28 16 21 27 21 8 5	430							



Domestic

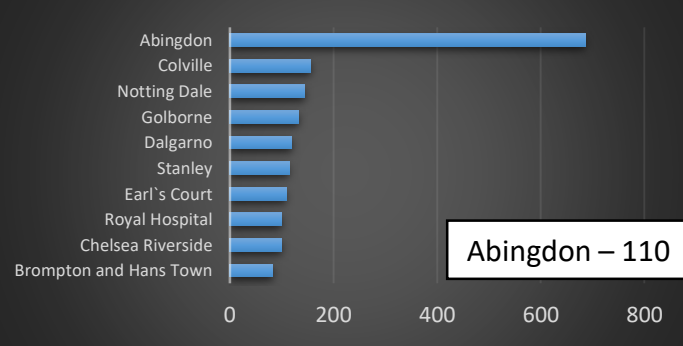
2019 - Red
2020 - Green



For December there were 167 offences, this is a decrease of 6.7% compared to last year's 179 offences. Over previous rolling 12 months there were 2,182 offences, this is a rise of 7.33% compared to last year's 2,033 offences.

Offence	Count
Other Accepted Crime - Others - Other Accepted Crime	1046
Violence Against the Person - Harassment	312
Violence Against the Person - Common Assault	282
Violence Against the Person - Assault with Injury	259
Violence Against the Person - Serious Wounding	84

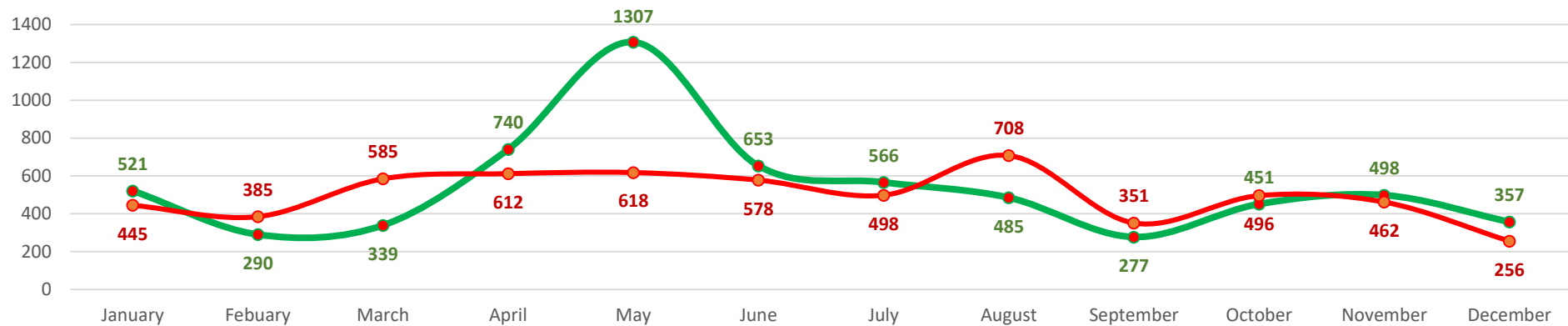
	0700 - 0959	1000 - 1259	1300 - 1559	1600 - 1859	1900 - 2159	2200 - 0059	0100 - 0359	0400 - 0659	
Mon	2 8 19	16 12 16	13 11 9	12 17 17	11 16 12	17 6 34	10 7 6	2 8 3	284
Tue	3 14 14	8 12 31	10 9 16	18 18 14	29 11 17	19 37 14	9 10 6	7 5	348
Wed	7 13 13	10 11 19	11 14 18	16 16 21	14 16 17	8 9 27	10 5 6	7 2 3	293
Thu	4 6 13	15 10 21	5 11 13	21 4 13	17 14 14	27 12 27	2 11 6	3 5 9	283
Fri	2 4 18	11 13 19	7 14 16	10 15 20	16 18 12	19 12 36	16 12 13	10 2 6	321
Sat	9 9 11	9 5 28	16 17 15	15 12 11	21 29 18	19 13 38	14 10 9	8 5 2	343
Sun	5 6 7	16 10 22	16 15 17	13 9 19	27 21 17	15 21 33	8 6 2	1 1 3	310
Total	32 60 95	85 73 156	78 91 104	105 91 118	120 143 101	122 92 232	74 60 52	37 30 31	2,182



Stop & Search

2019 – Red
2020 - Green

Total stops for the year (Jan 2020 to Dec 2020) – 6,484 which accounts for 2.0% of the Met



Stop & Search Reason



Stop & Search Outcome

