





# Overview - the local picture

Single households and lone parent households consist of the majority of low income households the council is already supporting and the ones that are struggling the most to pay rent while the top three wards with the highest number of low income households are Golborne, Notting Dale and Colville.

## Out of 14,456 Low income households living in RBKC:

	Top 3 wards they live in:	Rent Arrears (avg. per type of household)	Council Tax Arrears (avg. per type of household)
 <b>10,855</b> (75%) are Single households	<b>1,255</b> live in <u>Golborne</u> (12%), <b>1,145</b> in <u>Colville</u> (11%) and <b>1,143</b> in <u>Notting Dale</u> (11%)	<b>£913</b> (4% of single households in R.A.)	<b>£596</b> (12% of single households in C.T.A.)
 <b>1,976</b> (14%) are lone parent households	<b>299</b> live in <u>Notting Dale</u> (15%), <b>290</b> in <u>Golborne</u> (15%) and <b>263</b> in <u>Dalgarno</u> (13%)	<b>£1,256</b> (10% of lone parent households in R.A.)	<b>£588</b> (26% of lone parent households in C.T.A.)
 <b>907</b> (6%) Couple without children households	<b>136</b> live in <u>Notting Dale</u> (15%), <b>124</b> in <u>Golborne</u> (14%) and <b>89</b> in <u>Dalgarno</u> (10%)	<b>£387</b> (4% of couple without children households in R.A.)	<b>£642</b> (11% of couple without children households in C.T.A.)
 <b>718</b> (5%) Couple with children households	<b>106</b> live in <u>Golborne</u> (15%), <b>100</b> in <u>Notting Dale</u> (14%) and <b>91</b> in <u>Dalgarno</u> (13%)	<b>£686</b> (9% of couple with children households in R.A.)	<b>£506</b> (21% of couple with children households in C.T.A.)

# Overview - the impact for RBKC and residents

An estimated **5%** (11,521) of households in RBKC fall into the lowest income deciles - these are the households that spend over a fifth of their income on essential goods and services such as food and energy, both impacted significantly by inflation. Golborne, Dalgarno, Notting Dale and St. Helen's, followed by Earl's court and Chelsea Riverside have higher levels of deprivation than other parts of the Borough.



**10,668** UC claimants in RBKC in Feb 2022



**128%** (5,985) since Feb 2020



**66%** (6,991) - not in employment

**38%** (4,036) - searching for work

## Low Income Family Tracker

The Council is currently supporting:

- **16,049** low income households
  - **14,456** living within the borough and **1,593** outside the borough
- **7,227** households are living below the poverty line
  - over **5,000** households are already struggling, in risk or in crisis in terms of resilience.
- **6,660** households are in food poverty
- **8,231** are in fuel poverty

### Number of households eligible for support/ benefits

#### Households eligible for but not claiming support/benefits

**19** are eligible for the severe disability premium of HB and are NOT receiving it  
**324** are eligible for pension credit and have NOT claimed  
**366** may be eligible for UC (out-of-work) but are NOT in receipt  
**142** may be eligible to claim UC (in-work) but are NOT in receipt  
**402** have a cash shortfall and could receive DHPs

#### Households eligible for support/benefits

**1,503** are eligible for disabled persons bus pass  
**2,161** are eligible for free TV licence  
**83** are eligible for 30 hours free childcare  
**2,811** are eligible for Free School Meals  
**435** are eligible for food vouchers with Healthy Start  
**14,251** are eligible for warm homes discount  
**5,390** are eligible for Watersure

# Current support available for RBKC residents

There is a range of support currently available for residents dealing with financial hardship:

Administered  
but not funded  
by Council  
↓

Holiday and Activity  
Food  
£451,000  
3,436 places

Financial Support  
Fund

Discretionary  
Housing Benefit  
Payments  
£1.1m

Local Support  
Payments  
£450,000

100% Council Tax  
Reduction  
£13.9m

Food/energy bill  
vouchers - housing  
management  
£78,000

Housing Benefit

Business Rate  
Hardship Fund  
£388k  
35

Supermarket  
vouchers for basic  
groceries and school  
uniform

Signposting to VCS  
partners for  
debt/financial advice  
and support  
£295,000

Welfare benefit  
advice

Referrals to Green  
Doctor

Winter Fuel  
Allowance

Food pantry referrals  
£10,000

Homelessness  
Prevention Fund  
£4.7m

S17 payments – to  
support children who  
are in need

Food Insecurity –  
Food coordinator and  
link workers

Free School Meals in  
holidays  
£470,000

Universal Credit