

# Public Health Update

6 July 2021



THE ROYAL BOROUGH OF  
KENSINGTON  
AND CHELSEA

# RBKC & WCC Epidemiology

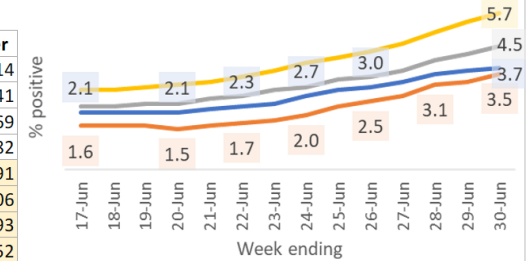
Westminster City Council  
Royal borough of Kensington and Chelsea

## Daily Public Health Intelligence Update

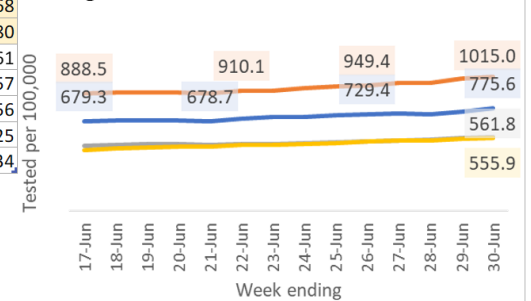
Indicator		Kensington and Chelsea	Westminster	London	England
<b>7 day rate per 100,000</b>	24-Jun - 30-Jun	252.4	207.0	179.7	223.8
	Yesterday				
	23-Jun - 29-Jun	229.3	195.9	167.7	208.0
<b>Cases over 7 days</b>	24-Jun - 30-Jun	394	541		
	Yesterday				
	23-Jun - 29-Jun	358	512		
<b>Positivity rate</b>	24-Jun - 30-Jun	3.5%	3.7%	4.5%	5.7%
	Yesterday				
	23-Jun - 29-Jun	3.2%	3.6%	4.2%	5.4%
<b>Testing rate</b>	24-Jun - 30-Jun	1015.0	775.6	561.8	555.9
	Yesterday				
	23-Jun - 29-Jun	998.3	752.9	552.2	545.9
<b>Tests per day (7-day average)</b>	24-Jun - 30-Jun	1585	2027		
	Yesterday				
	23-Jun - 29-Jun	1559	1967		

Specimen date	RBKC	Westminster
04-Jul	9	14
03-Jul	34	41
02-Jul	56	69
01-Jul	61	82
30-Jun	81	91
29-Jun	58	106
28-Jun	71	93
27-Jun	36	52
26-Jun	31	51
25-Jun	64	68
24-Jun	53	80
23-Jun	45	61
22-Jun	41	57
21-Jun	28	56
20-Jun	11	25
19-Jun	13	34

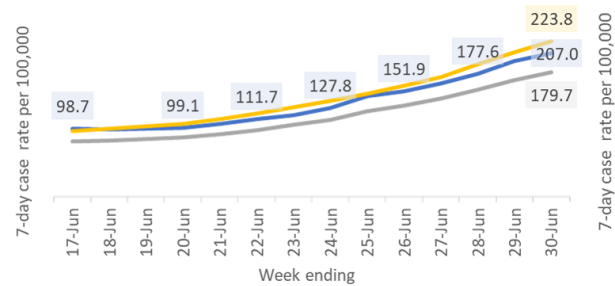
### Positivity Rates



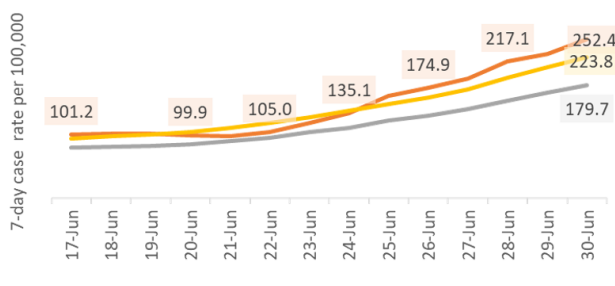
### Testing Rates



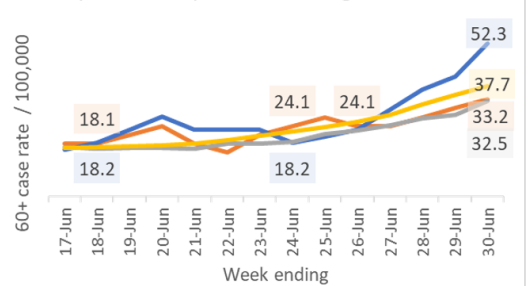
### WCC 7-day case rate per 100,000



### RBKC 7-day case rate per 100,000



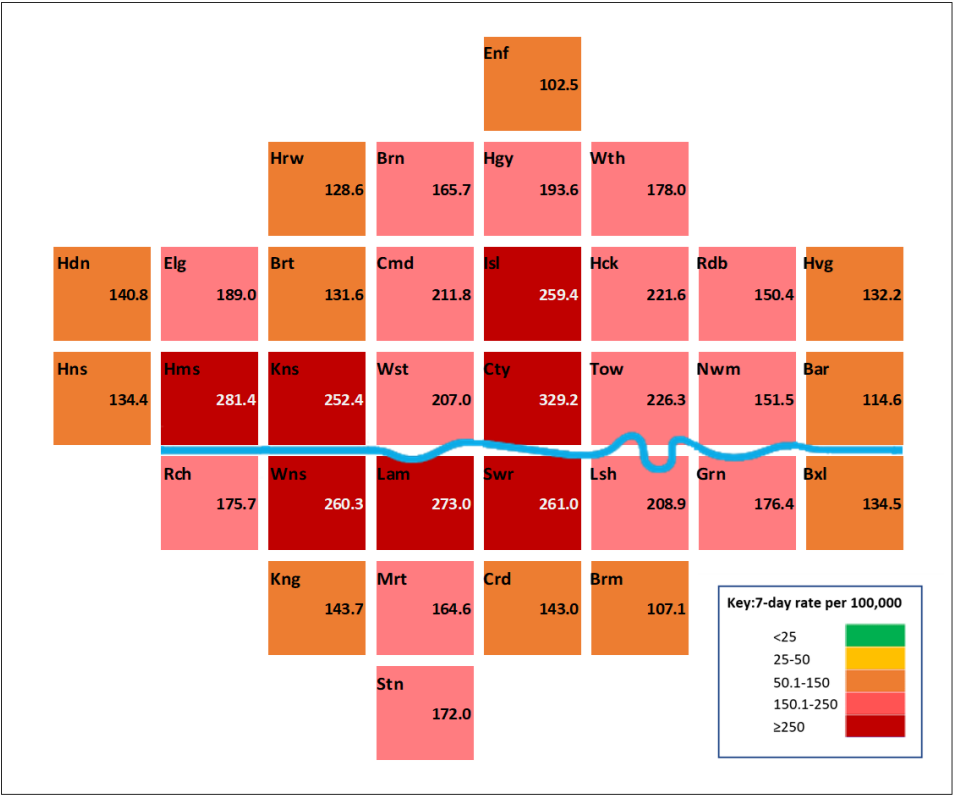
### 60+ case rate per 100,000, aged 60+



# RBKC & WCC Epidemiology

Royal borough of Kensington and Chelsea

Case Rate Per 100,000 across London

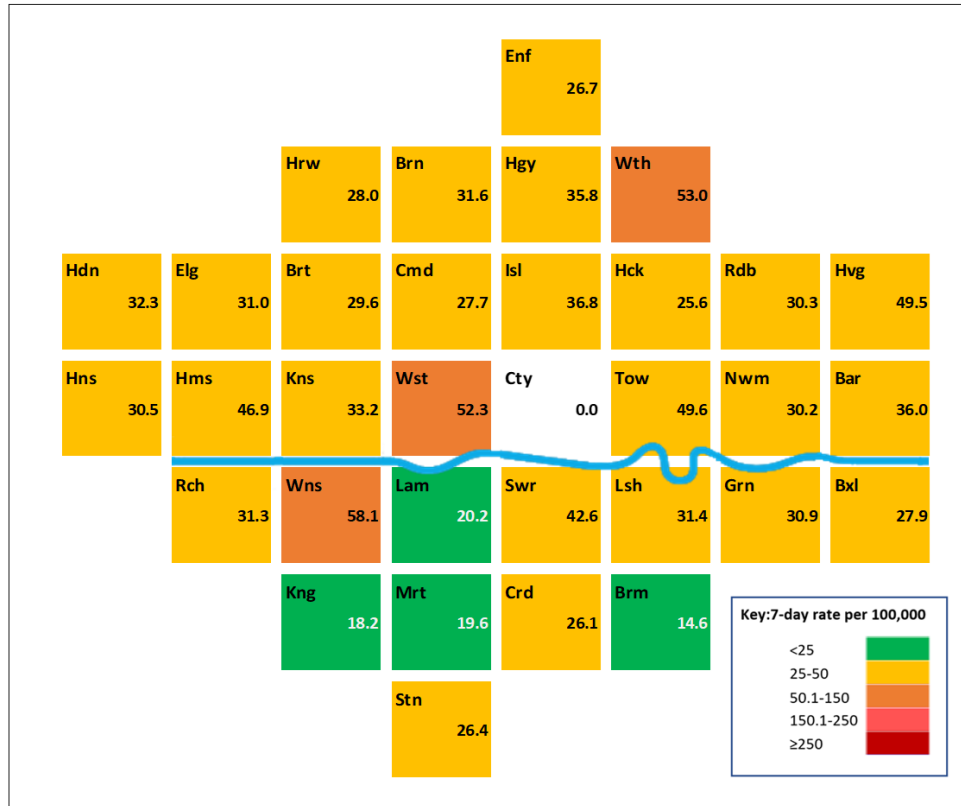


Local authority	Case rate, % change from last week	Local authority	Case rate, % change from last week
City of London	329.2 39%	Sutton	172.0 104%
Hammersmith and Fulham	281.4 64%	Barnet	165.7 78%
Lambeth	273.0 62%	Merton	164.6 71%
Southwark	261.0 72%	Newham	151.5 71%
Wandsworth	260.3 65%	Redbridge	150.4 69%
Islington	259.4 80%	Kingston upon Thames	143.7 74%
Kensington and Chelsea	252.4 113%	Croydon	143.0 66%
Tower Hamlets	226.3 44%	Hillingdon	140.8 56%
Hackney	221.6 78%	Bexley	134.5 93%
Camden	211.8 58%	Hounslow	134.4 47%
Lewisham	208.9 109%	Havering	132.2 102%
Westminster	207.0 77%	Brent	131.6 49%
Haringey	193.6 99%	Harrow	128.6 74%
Ealing	189.0 93%	Barking and Dagenham	114.6 72%
Waltham Forest	178.0 57%	Bromley	107.1 69%
Greenwich	176.4 109%	Enfield	102.5 69%
Richmond upon Thames	175.7 37%		

# RBKC & WCC Epidemiology

Royal borough of Kensington and Chelsea

## 60+ Case Rate Per 100,000 across London



Local authority	Case rate in 60+, % change from last week	Local authority	Case rate in 60+, % change from last week
City of London	0.0	Sutton	26.4
Hammersmith and Fulham	46.9	Barnet	31.6
Lambeth	20.2	Merton	19.6
Southwark	42.6	Newham	30.2
Wandsworth	58.1	Redbridge	30.3
Islington	36.8	Kingston upon Thames	18.2
Kensington and Chelsea	33.2	Croydon	26.1
Tower Hamlets	49.6	Hillingdon	32.3
Hackney	25.6	Bexley	27.9
Camden	27.7	Hounslow	30.5
Lewisham	31.4	Havering	49.5
Westminster	52.3	Brent	29.6
Haringey	35.8	Harrow	28.0
Ealing	31.0	Barking and Dagenham	36.0
Waltham Forest	53.0	Bromley	14.6
Greenwich	30.9	Enfield	26.7
Richmond upon Thames	31.3		

Boroughs are ranked from highest to lowest case rate in all ages as per the slide showing the case rate in all ages (colour coding is for 60+ rate)

## 5 Point Plan for step 4 of roadmap

This will mark a new phase in the Government's response to the pandemic, moving away from legal restrictions towards advising people on how to protect themselves and others, alongside targeted interventions to reduce risk.

To do this, the Government will:

1. Reinforce the country's vaccine wall of defence through booster jabs and driving take up.
2. Enable the public to make informed decisions through guidance, rather than laws.
3. Retain proportionate test, trace and isolate plans in line with international comparators.
4. Manage risks at the border and support a global response to reduce the risk of variants emerging globally and entering the UK.
5. Retain contingency measures to respond to unexpected events, while accepting that further cases, hospitalisations and deaths will occur as the country learns to live with COVID-19.

# Plans to ease restriction at Step 4

The decision to open up will be made in a balanced and careful way, with the Prime Minister being clear that people's personal judgement will now be key in learning to live with the virus.

- Limits on social contact will end, meaning there will be no restrictions on indoor or outdoor gatherings. Weddings, funerals and other life events able to take place without limits or restrictions.
- All venues currently closed will be allowed to reopen, including nightclubs, and there will be no legal requirement for table service in hospitality settings.
- Face coverings will no longer be legally required in shops, schools, hospitality, or on public transport although guidance will be in place to suggest where people might choose to wear one, such as where you come into contact with people you don't usually meet in enclosed and crowded places.
- The government reviews into social distancing and Covid-status certification have also now concluded. The 1m plus rule will be lifted other than in specific places such as at the border to help manage the risks of new variants coming into the country.
- There will be no legal requirement on the use of Covid-status certification as a condition of entry for visitors to any domestic setting.
- As a result of the delay to the final step of the roadmap, the vaccination programme has saved thousands more lives by vaccinating millions more people.

# Overview of London's summer vaccination surge

- The NHS is leading on a **5 week sprint** on COVID vaccinations. 2.26m vaccinations need to be delivered to reach the July 19<sup>th</sup> target of 10.7m\*
- **The overall priorities** remain:
  1. To ensure the most vulnerable unvaccinated Londoners (in cohorts 1-9) get the vaccine when they are ready to do so.
  2. To maximise second doses delivered to people aged 40+.
  3. To accelerate delivery of vaccinations to 18-39 year olds.
- **The approach is multifaceted** across the hyperlocal, borough, ICS and regional levels, and involves joint working between system partners. The strategy includes both mass and targeted communications and engagement with Londoners and a combination vaccination delivery approach to include large mass vaccination events, smaller pop ups and community outreach, alongside vaccination centres, local vaccination sites and community pharmacy provision.
- *\*8.44 million vaccine doses delivered as of 16<sup>th</sup> June*



## Roadmap Test 2: “Evidence shows vaccines are sufficiently effective in reducing hospitalisations and deaths in those vaccinated”

### Estimated reduction in hospitalisations from the Delta variant after one and two doses of the vaccine

