

# Internet safety for children and young people

Belinda Evans  
Primary ICT consultant  
Royal Borough of Kensington and Chelsea

# Local Statistics

- 95% of children use a computer and phone
- 22% have the computer in their bedroom
- 16% use it for social networking and 19% use a webcam (all below the age of 13 – the minimum age to have a Bebo, MySpace or FaceBook account)

**Pupil home access and eSafety survey findings: February 2009**

This was completed by 1136 pupils. 90% were Years 3-6, with 53% boys and 47% girls. They mainly came from 15 RBKC primary schools.

# Local Statistics

- Only 48% report that their parents always know what they are doing on the computer, with 39% reporting their parents have limited or no knowledge of what they are doing.
- Only 53% of the pupils reported never finding pictures, videos that make them feel uncomfortable or sites they think are inappropriate, with 13% (151 children) finding such material most or all of the time.


**Pupil home access and eSafety survey findings: February 2009**

This was completed by 1136 pupils. 90% were Years 3-6, with 53% boys and 47% girls. They mainly came from 15 RBKC primary schools.

# Different usage

## ADULTS

Mostly email & web  
for research



## YOUNG PEOPLE


Interactive chat, IM,  
Music, Games, Blog



# Knowledge vs. Wisdom

## KNOWLEDGE

Many children pick up technology quicker!



## WISDOM

Understanding how to behave in a virtual world



# Why is the internet so great?



# World Wide Web

Discover



The biggest library in the world

Connect



Brings people together

Create



Anyone can become a publisher

# What are the risks?



# Potential risks

Commerce

Content

Contact



- 73% of online adverts are not clearly labelled making it difficult for children and adults to recognise them
- 57% of 9-19 yr olds have come into contact with online pornography accidentally.
- 4 in 10 pupils aged 9-19 trust most of the information on the internet.
- 1/3 of young people have received unwanted sexual or nasty comments online. Only 7% of parents think their child has received such comments.

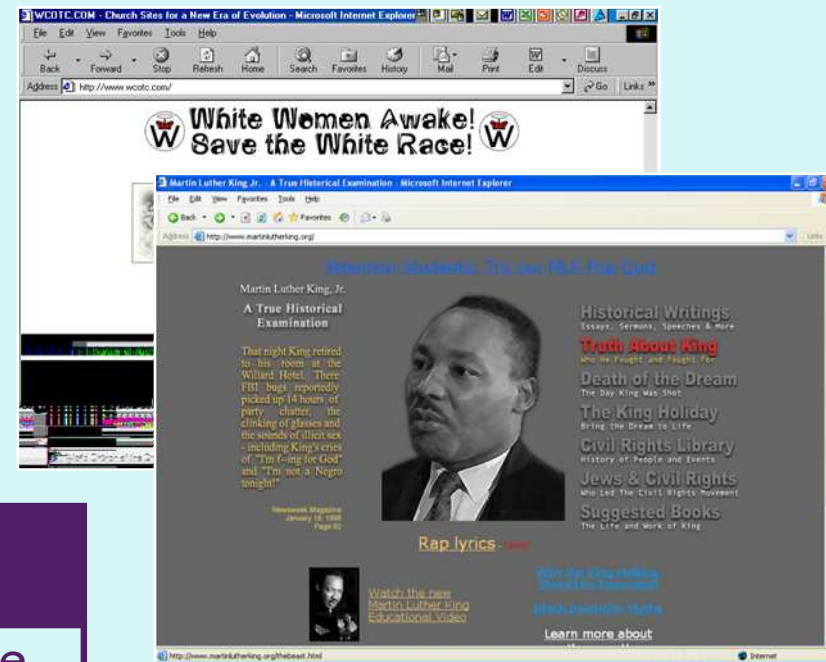
# Commercial risks

- Blur between content & advertising
- Subtle requests for marketing information- “Tell a friend”
- Invasive programmes - adware / popups

The screenshot shows the Mousebreaker website interface. At the top, it says "mousebreaker Free Online Games!" and "5,526 Players Online". There are several advertisements: a Bluetooth and voice control ad for a Fiesta Zetec Blue, a Ford logo, and an Ask.com search bar. The main content area is divided into sections: "HOT NEWS!" with "JUMPERS FOR GOALPOSTS! NEW!" and "EXTREME BLAST BILLIARDS! NEW!"; "FEATURED GAME" with "AGAINST THE WALL"; "GAMES ARCADE" with "BRING ON THE SUNSHINE", "SLIDING TACKLE", and "FORKLIFT FRENZY"; and "MOST POPULAR" with a grid of 20 games including "Pinch Hitter", "Docking Perfection", "7.5 trailer of the month", "HELLI 3", "Universally Challenged", "Shark Attack!", "Soccer Manager 2005/07", and "Pac-Man". A large vertical banner on the right side advertises a "£50,000 PRIZE SNOWBALL" and a "£25 FREE BET" for new customers. The URL at the bottom is "http://www.mousebreaker.com/adclick.php?id=MULTIPLE\_SKYSLOT\_XX".

# Content viewed

- ☹ Inaccurate content
- ☹ Extreme material
- ☹ Pornography



## Know IT All

4 in 10 pupils aged 9-19 trust most of the information on the internet

57% of 9-19 yr olds have come into contact with online pornography. Only 16% of parents think that their child has seen pornography on the internet.

# Contact risks

- ☹ Social networking sites
- ☹ Instant messaging (eg MSN)
- ☹ P2P (filesharing)
- ☹ Multi-user online games
- ☹ Chat rooms



# Cyberbullying

- **Threats and intimidation**  
Threats sent to people by mobile phone, email, or online.
- **Harassment or stalking**  
Repeated, prolonged, unwanted contact or monitoring of another person.
- **Vilification / defamation / prejudice-based bullying**  
These may be general insults or racist, homophobic or sexist bullying.
- **Ostracising / peer rejection / exclusion**  
Set up of a closed group refusing to acknowledge one user on purpose.
- **Identity theft, unauthorised access and impersonation**  
'Hacking' by finding out or guessing a username and password.
- **Publicly posting, sending or forwarding information or images**  
Disclosing information on a website.
- **Manipulation**  
May involve getting people to act or talk in a provocative way.

# What you can do...

## Commerce



- ☺ Install software to protect your **computer's security**
- ☺ Use the **free technology**: pop-up blockers & SPAM filters; and your good judgement: don't reply to SPAM!
- ☺ Check sites for extra **security** (padlock/https)

# What you can do...

## Content



- ☺ **Talk to children** about what to do if they do come across something unpleasant and **teach them to be critical**
- ☺ Use **child-friendly search engines** or set a search filter
- ☺ Encourage them to use **browser tools** – **Bookmarks & History**
- ☺ Install **filtering** but don't rely on it
- ☺ Find **appropriate sites** to visit and try not to overreact – lots of inappropriate content viewed accidentally

# What you can do...

Contact



- ☺ **Get involved** with your children online and encourage balanced use - set time limits
- ☺ Make sure they know **who to talk to** if they feel uncomfortable
- ☺ Talk about the consequences of giving out **personal info** or making **information public**
- ☺ Keep the **computer** in a family room
- ☺ **Agree rules** as a family - meeting up



# SMART rules



**SAFE** - Keep safe by being careful not to give out personal information - including full name and email address - to people who you don't trust online.



**MEETING** - Meeting up with someone you have only been in touch with online can be dangerous. Only do so with your parent's/carer's permission and even then only when they can be present.



**ACCEPTING** - Accepting e-mails, IM messages or opening files from people you don't know can be dangerous - they may contain viruses or nasty messages!



**RELIABLE** - Someone online may be lying about who they are, and information you find on the internet may not be true. Check information and advice on other websites, in books or ask someone who may know.



**TELL** - Tell your parent/carer or teacher if someone or something makes you feel uncomfortable or worried, or you or someone you know is being cyberbullied.

# Recent concerns

- Hacking
- Sexting
- Locator tool
- Facebook issues

# Hacking

- Usually pupils giving away their passwords
- choosing too simple passwords
- asking friends to set them up



You had a new phone for your birthday but did not put a pin lock on it.

Your brothers' friends have got hold of your phone and they are sending texts, pictures and calling your friends pretending to be you

What should you do?

# Sexting

- Passing around photos via social networking
- Friendships/relationships that can go wrong
- Past catching up with you!



You have been talking to an online 'friend' for some time. They seem really nice and have loads in common with you.

They have sent you a photo of themselves and you like the look of them.

It's the holiday and they ask to meet you in the park.

What should you do?

- Children have to understand that nowhere is private and that a picture or video of them can be taken anywhere at anytime and made public within minutes. The only protection that young people have is the way that they behave in public. They must be made to understand that whatever they do might come back to haunt them in the years ahead. This clearly is a matter for schools to address through the personal, social and health education curriculum” –

safetynet

You send some jokey texts and pictures to an older friend of your sister. But then they start sending you texts that you feel are rude and pictures of themselves that you really don't want to look at. Now they are asking for you to send them some photos of yourself. You feel really uncomfortable about what is going on.



What should you do?


You they have been 'talking' to a 'friend' on MSN and they ask you to go on webcam. After a while, they ask you to do things that you don't feel comfortable with.

What should you do?



# Locator tools

**Google latitude**



**See where your friends are right now**  
Enjoy Google Latitude on your phone, computer, or both.

**Start using it on your phone**  
See your friends' locations and share yours with them.

Enter your number or visit [google.com/latitude](http://google.com/latitude) on your mobile browser.

+1 xxx-xxx-xxxx

United States

[Will it work with my phone?](#)

**View it on your computer**  
See your friends' locations on a full screen even without a compatible phone or data plan.

[Use Latitude on your computer »](#)

This service is free from Google; carrier charges may apply.

The number entered on this page will only be used to send you a text message. It will not be linked to any Google services unless you've given us permission elsewhere.


[Learn more about Google Latitude](#)

[Watch a video](#)

[Discover other Google mobile products](#)

*Fred wants to hang out with his friends, and checks to see where they are.*

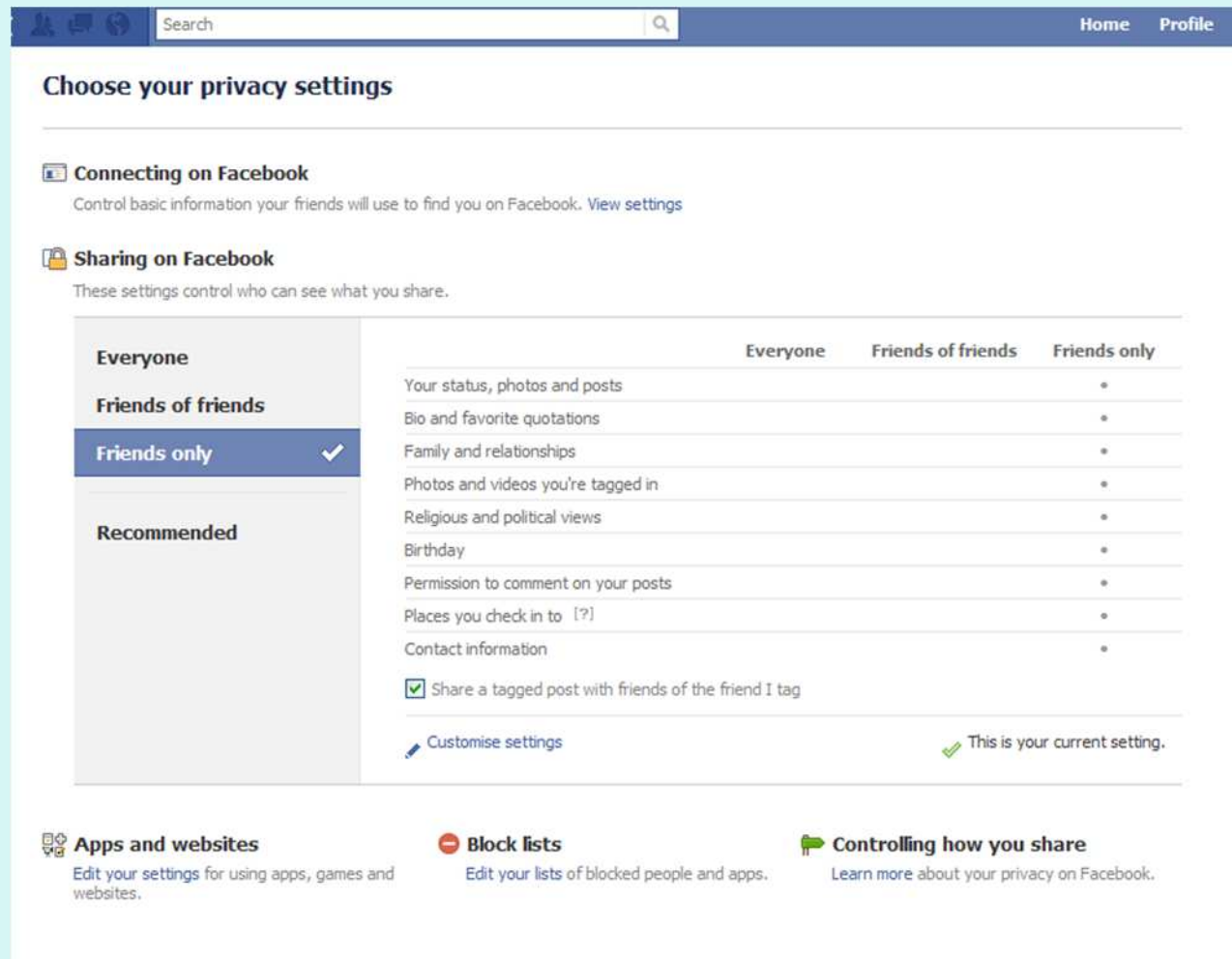
There's a great app on your new phone with lets people know where you are. You have it turned on and have started to use it a lot, so all your friends know your location. Someone has told you that this is risky and you should turn it off.



What should you do?

- 👤 • Find your friends on a map — see nearby friends and meet up.
- 📱 • Share where you are with the friends you choose.
- 🔒 • Control your location and privacy.

# Facebook location tool



The screenshot shows the Facebook privacy settings interface. At the top, there is a navigation bar with a search bar and links for 'Home' and 'Profile'. The main heading is 'Choose your privacy settings'. Below this, there are three main sections: 'Connecting on Facebook', 'Sharing on Facebook', and 'Apps and websites'. The 'Sharing on Facebook' section is currently active and shows a table of settings with columns for 'Everyone', 'Friends of friends', and 'Friends only'. The 'Friends only' column is selected for most items. At the bottom, there are three more sections: 'Apps and websites', 'Block lists', and 'Controlling how you share'.

**Choose your privacy settings**

**Connecting on Facebook**  
Control basic information your friends will use to find you on Facebook. [View settings](#)

**Sharing on Facebook**  
These settings control who can see what you share.

	Everyone	Friends of friends	Friends only
Your status, photos and posts			•
Bio and favorite quotations			•
Family and relationships			•
Photos and videos you're tagged in			•
Religious and political views			•
Birthday			•
Permission to comment on your posts			•
Places you check in to [?]			•
Contact information			•
<input checked="" type="checkbox"/> Share a tagged post with friends of the friend I tag			

[Customise settings](#) ✔ This is your current setting.

**Apps and websites**  
Edit your settings for using apps, games and websites.

**Block lists**  
Edit your lists of blocked people and apps.

**Controlling how you share**  
Learn more about your privacy on Facebook.

# Facebook concerns

“A Head teacher has had a group created by parents attacking her personally, the content of the site is unpleasant but not illegal, has her picture and is just getting going in terms of membership. The HT is concerned/wants it taken down. Although I've reported it I'm sure that'll come to nothing (the reporting process doesn't even have a method of feedback) - any other avenues to explore in terms of their T's & C's?”

Safety Net query

- The full T&C's can be found on
- <http://www.facebook.com/home.php?#!/terms.php?ref=pf> but specifically the following should be justification of getting the site taken down.
  
- 3.6 You will not bully, intimidate, or harass any user.
  
- 4.1 You will not provide any false personal information on Facebook, or create an account for anyone other than yourself without permission.
  
- 5.1 You will not post content or take any action on Facebook that infringes or violates someone else's rights or otherwise violates the law.
  
- If the material is aimed at an individual the individual could take civil action for slander and / or defamation of character. As a first step perhaps the HT could invite the parents in for a meeting and try and sort it out before it gets to threatening legal action as very often parents or others don't realise the seriousness of their actions when posting comments online

## Using New Technology - Hints and Tips for staff working with children and young people



Read this, it might be helpful ...

### Social Networking hints and tips

Social networking sites are brilliant ways to stay in touch with friends and share photographs, comments or even play online applications such as chess or word games. However, they are also designed to enable advertisers to target you and entice you into buying goods and services based on the 'profile' information you reveal. Be web savvy!

- Social networking sites, such as Facebook, **have a range of privacy settings**. These are often set-up to 'expose' your details to anyone. When 'open' anyone could find you through a search of the networking site or even through a Google search. So, it is important to change your settings to "Just Friends" so that your details, photographs etc., can only be seen by your invited friends.
- Have a neutral picture of yourself as your profile image. Don't post embarrassing material.
- You do not need to accept friendship requests. Reject or ignore unless you know the person or want to accept them. Be prepared that you may be bombarded with friendship requests or 'suggestions' from people you do not know.
- Choose your social networking friends carefully and ask about their privacy controls.
- Do not accept 'friendship requests' on social networking or messaging sites from students, pupils or young people (or their parents) that you work with. Remember ex-pupils may still have friends at your school.
- Exercise caution – for example in Facebook if you write on a friends 'wall' all their friends can see your comment – even if they are not your friend.

# Know where to report

Commerce

Content

Contact



[www.phonepayplus.org.uk](http://www.phonepayplus.org.uk)

[www.iwf.org.uk](http://www.iwf.org.uk)

[www.ceop.gov.uk](http://www.ceop.gov.uk)

+ your operator

+ your Internet Service Provider

[www.thinkuknow.co.uk](http://www.thinkuknow.co.uk)

KNOW IT ALL FOR PARENTS HOME

Brought to you by: **Childnet International**



PARENTS AND CARERS 1  
 NEW TO COMPUTERS 2  
 YOUNG PEOPLE 3  
 QUICK OVERVIEW Translated into other languages 4  
 TEACHERS 5  
 HOW TO USE THIS GUIDE 6  
 REPLAY 0

HIDE VIDEO CONTROLS  
 PAUSED 0:00:04.440  
 [Play] [Previous] [Next] [Volume] [Mute]

HOME PAGE QUICK MENU ↑ GLOSSARY OPTIONS → SUBTITLES ARE OFF VIDEO IS ON AUDIO TIPS ARE ON ← BACK QUIT

**Know IT All**  
 for parents

**Know IT ALL for Parents is a CD ROM for parents and carers.** Maintained school in England (both primary and secondary) can order bulk quantities of Childnet's 'Know IT All for Parents' CD-ROM free of charge for distribution to parents or use in schools. To order ring DCSF Publications on **0845 60222 60** (or text phone **0845 60 555 60**) and quote reference **00308-2007CDO-EN** stating how many you require. These will then be dispatched to you free of charge. Schools in other countries or other organisations wishing to use or promote this CD-ROM should contact Childnet at [info@childnet.com](mailto:info@childnet.com) or telephone **0207 639 6967**

# KNOW IT ALL FOR PARENTS QUICK OVERVIEW



- |                        |  |   |
|------------------------|--|---|
| ENGLISH                |  | 1 |
| BRITISH SIGN LANGUAGE  |  | 2 |
| (ARABIC) عربي          |  | 3 |
| 中文 (MANDARIN)          |  | 4 |
| WERSJA POLSKA (POLISH) |  | 5 |
| ગુજરાતી (GUJARATI)     |  | 6 |
| ਪੰਜਾਬੀ (PUNJABI)       |  | 7 |
| বাংলা (BENGALI)        |  | 8 |
| (URDU) اردو            |  | 9 |

[HOME PAGE](#)[QUICK MENU](#) [GLOSSARY](#)[OPTIONS](#) [← BACK](#)[QUIT](#)

# NEW TO COMPUTERS USING THE INTERNET

BBC - Children - Children - Microsoft Internet Explorer

File Edit View Favorites Tools Help

Back Forward Stop Refresh Home Favorites

Address <http://bbc.co.uk> Go Links >>

bbc.co.uk

Accessibility Help  
Text only

bbc.co.uk  
BBC

CBeebies

Bish Bash Beat  
Press the space in time with the clapping and make the beat.

- Bish Bash Bosh
- Razzledazzle

Everything for children from the BBC

Schools

It's up to you!  
Help Tony make the football squad with Rosie's Healthy Eating project.

- PSHE
- Schools 4-11

Categories

Activities and Makes  
Norfolk Kids, BAMZOOKi, Smart

Books and Movies  
Big Toe Books, Book Club

This Week on BBC Children

Wednesday 30th August 2006

London In Pictures  
Join the CBBC team in exploring the sights and sounds of London.

Primary - Starting School  
Get tips on helping your child for the major event of starting school.

Displays the contents of your Favorites folder.

start

BBC - Children - Child...

Select the **Add to Favorites...** menu item

OPENING  
THE BROWSER

CHANGING  
YOUR  
HOME PAGE

SAVING A GOOD  
WEBPAGE

CHECKING  
WHERE YOU'VE  
BEEN

SEARCHING  
WITH  
GOOGLE

GLOSSARY: A B C D E F G H I J K L M N O P Q R S T U V W 

<b>Malware</b>	Bad software. Programs that damage your computer (viruses), steal your personal information (spyware), display unwanted adverts (adware) or expose your computer to hackers (Trojan horses).
<b>Mbps</b>	Megabits per second. A way of measuring the speed of a network by counting the number of bits – a single 1 or 0 – sent each second. A megabits is a million bits.
<b>Messenger</b>	A program provided by Microsoft which lets people send messages to each other using Microsoft's network, MSN. Also known as MSN.
<b>Minimise</b>	To shrink the window that a program is using to an icon.
<b>MMS</b>	Multimedia messages/photo messages – pictures and video you can send and receive with a mobile handset.
<b>Modem</b>	A device that connects a computer to the telephone network so that it can link to an ISP and access the internet.
<b>Moderated chatrooms</b>	<p>A chatroom or other service where an adult is watching the conversations to make sure they do not break the hosting company's policy on online behaviour. This may include inappropriate language, the disclosure of personal information or behaviour which is considered dangerous.</p> <p>Some chatrooms do not have a person watching all the time, but rely on a program that monitors all of the chats and alerts a moderator when particular words appear. It is, of course, easy to get round this by using misspellings or substitute words.</p>
<b>Moderation</b>	Supervising what goes on in a chatroom, newsgroup or other online service.
<b>Mouse</b>	A small device connected to a computer that is used to control the position of a pointer on screen and has one or more buttons that can be used to make selections or carry out actions like clicking.
<b>MSN</b>	Abbreviation of 'Microsoft Network'. Often used to refer to Microsoft's Instant Messenger.
<b>MySpace</b>	A popular social networking website that lets users create their own homepages, set up weblogs and add buddies.

# More resources...

[www.childnet.com](http://www.childnet.com)

[www.kidsmart.org.uk](http://www.kidsmart.org.uk)

[www.digizen.org](http://www.digizen.org)

